

ACADEMIC REGULATIONS & CURRICULUM

Applicable to the students admitted from the Academic Year
2024-25 Onwards



Mechanical Engineering B. Tech. Program



MAHARAJ VIJAYARAM GAJAPATHI RAJ COLLEGE OF ENGINEERING (Autonomous)

(Approved by AICTE, New Delhi, and permanently affiliated to JNTUGV, Vizianagaram, Listed u/s 2(f) & 12(B) of UGC Act 1956)

Vijayaram Nagar Campus, Chintalavalasa, Vizianagaram-535005, Andhra Pradesh.

The visionaries



Late Dr. P V G Raju
Raja Saheb of Vizianagaram
Founder Chairman-MANSAS
Ex-Minister for Education and Health, Govt. of AP
Ex Member of Parliament



Late Dr. P. Anand Gajapathi Raju
Ex-Chairman-MANSAS
Ex-Minister for Education and Health
Govt. of AP.
Ex-Member of Parliament.



P. Ashok Gajapathi Raju
Chairman-MANSAS
Ex-Union Minister for Civil Aviation,
Govt. of India.
Ex-Minister for Finance,
Govt. of AP

Academic Regulations (R24M) for B. Tech (Regular-Full time)

(Effective for the students admitted into I year from the Academic Year **2024-25** onwards)

1. Award of the Degree

Award of the B.Tech. Degree if he/she fulfils the following:

- (i) Pursues a course of study for not less than four academic years and not more than eight academic years. However, for the students availing Gap year facility this period shall be extended by two years at the most and these two years would in addition to the maximum period permitted for graduation (Eight years).
- (ii) Registers for **160** credits and secures all **160** credits.

2. Award of B.Tech. degree with Honors

1. A student will be declared eligible for the award of the B.Tech degree with Honors if he/she fulfills the following:

- (i) Student secures additional **16** credits fulfilling all the requisites of B.Tech program i.e., **176** credits.
- (ii) Registering for Honors is optional.
- (iii) Honors is to be completed simultaneously with B.Tech. program.

2. Students, who fail to fulfill all the academic requirements for the award of the degree within eight academic years from the year of their admission, forfeit their seat in B.Tech. course and their admission stands cancelled.

This clause shall be read along with clause 1 (a) (i).

3. Admissions

Admission to the B. Tech Program shall be made subject to the eligibility, qualifications and specialization prescribed by the A.P. State Government/University from time to time. Admissions shall be made either based on the merit rank obtained by the student in the common entrance examination conducted by the A.P. Government/University or any other order approved by the A.P. Government/University, subject to reservations as prescribed by the Government/University from time to time.

4. Program related terms

Credit: A unit by which the course work is measured. It determines the number of hours of instruction required per week. One credit is equivalent to one clock hour of teaching (Lecture/Tutorial) or two clock hours of practical work/field work per week.

Credit definition:

1 Hr. Lecture (L) per week	1 credit
1 Hr. Tutorial (T) per week	1 credit
1 Hr. Practical (P) per week	0.5 credit
2 Hrs. Practical (Lab) per week	1 credit

- a) **Academic Year:** Two consecutive (one odd + one even) semesters constitute one academic year.
- b) **Choice Based Credit System (CBCS):** The CBCS provides a choice for students to select from the prescribed courses.

5. Semester/Credits:

- i. A semester comprises 90 working days and an academic year is divided into two semesters.
- ii. The summer break term is for eight weeks during which a student has the opportunity to pursue Internship/ apprenticeship/work-based vocational education and training. This is intended to meet the mandatory requirement of a student to carry out 2-credit Community Project and Mini Project modules. This is especially helpful for students who wish to exit after two semesters or four semesters of study.
- iii. Regular courses may also be offered during the summer on a fast-track mode to enable students to do additional courses or complete backlogs in coursework. The student will have the option to repeat the course inclusive of continuous assessment.
- iv. The institution can decide on the courses to be offered in the summer term depending on the availability of faculty and the number of students.

6. Structure of the Undergraduate Program:

All courses offered for the undergraduate program (B.Tech.) are broadly classified as follows:

S. No.	Category	Breakup of Credits (Total 160)	Percentage of total credits
1.	Engineering Major	81	50.625
2.	Extended Open Elective Cluster (EOEC)	29	18.125
3.	Generic Engineering Stream	20	12.5
4.	Ability Enhancement Courses (AEC)	6	3.75
5.	Value Added Courses (VAC)	6	3.75
6.	Skill Enhancement Courses (SEC)	8	5
7.	Projects	10	6.25
	Total	160	100

7. Course Classification:

All subjects/courses offered for the undergraduate program in Engineering & Technology (B.Tech. degree programs) are broadly classified as follows:

Course Category	Course Modules	Total Credits
Professional Core	<ul style="list-style-type: none"> 16 Professional Core Theory Mandatory of 3 credits each 16 * 3 credits = 48 credits 5 Professional Core Elective Theory of 3 credits each 5 * 3 credits = 15 credits 6 Professional Core Lab of 2 credits each 6 * 2 credits = 12 credits Projects (Mini & Major) (2 + 8) credits = 10 credits Department specific module (SEC) = 2 credits 	87
Basic Sciences	<ul style="list-style-type: none"> M-I and M-II 2 * 3 credits = 6 credits Physics + Lab (3 + 1) credits = 4 credits Chemistry + Lab (3 + 1) credits = 4 credits Department Specific Math oriented courses 2 * 3 credits = 6 credits 	20
Humanities	<ul style="list-style-type: none"> AEC (Language Proficiency = 2 credits; Env. Studies = 2 credits; Community Project = 2 credits) VAC (E & HV = 2 credits; Constitutional values/ Rights = 2 credits; Health & Wellness = 2 credits) SEC (Quantitative Problem Solving = 2 credits) 	14
Engineering Sciences/Professional Sciences	<p>EOEC-Extended Open Elective Cluster</p> <ul style="list-style-type: none"> 6 Theory Mandatory modules. 6 * 3 credits = 18 credits 1 Theory Elective module. 1 * 3 credits = 3 credits 4 Lab/practice modules. 4 * 2 credits = 8 credits, which is an elective cluster where students can choose from multiple clusters which they can opt for as secondary skill with total of 29 credits. Procedural Programming + Lab 3 + 1) credits = 4 credits Computer Aided Engineering Drawing = 2 credits Engineering Workshop = 2 credits Office tools & Social Media Etiquette = 2 credits 	39
		160
Honors	Optional For Honors (In Professional Core Area as a deep dive into Professional Elective Cluster) 4 Modules * 4 credits = 16 credits	16
	4 Year Honors Degree	176

8. Programme Pattern

- i. Total duration of the B. Tech (Regular) Program is four academic years of 8 semesters.
- ii. A semester comprises 90 working days and an academic year is divided into two semesters.
- iii. There will be an Induction Program before the commencement of the First Semester for the newly admitted students in order to provide orientation and acclimatization to the college campus and professional learning environment. Several activities such as physical activity, creative arts, universal human values, literary, proficiency modules, lectures by eminent people, visits to local areas, familiarization to the departments, innovation activities etc., form part of the Induction Program.
- v. Value Added Courses (VAC) like Health & Wellness, Constitutional Rights/Values, Ethics and Human Values are mandatory credit courses for all the undergraduate students.
- vi. Ability Enhancement Courses (AEC) like Language Proficiency, Environmental Studies and Community Project are mandatory credit courses for all the undergraduate students.
- vii. Skill Enhancement Courses (SEC) like Office Tools & Social Media Etiquette, Engineering Workshop, Quantitative Problem Solving Techniques and Departmental Specific Module are mandatory credit courses for all the undergraduate students.
- viii. Undergraduate degree with Honors is offered as an option for the students having good academic record.
- xvi. College shall assign a faculty advisor/mentor after admission to a group of students from same department to provide guidance in courses registration/ career growth / placements / opportunities for higher studies/ GATE/ other competitive exams etc.

9. Evaluation Process

- The performance of a student in each semester shall be evaluated subject wise with a maximum of 100 marks for 3 credit theory subjects, 50 Marks for 2 credit theory courses and 100 marks for practical subjects. Community Project and Mini Project shall be evaluated for 50 marks while Main Project work shall be evaluated for 200 marks.
- A student has to secure not less than 35% of marks in the semester end examination and a minimum of 40% of marks in the sum total of the Continuous Assessment (CA) and Summative Assessment (SA) marks taken together for the theory, practical, design, drawing subject or project etc.

THEORY COUSES

Assessment Method	Marks
Continuous Assessment (CA)	40
Summative Assessment (SA)	60
Total	100

- i. For theory subject, the distribution shall be 40 marks for Continuous Assessment and 60 marks for the Summative Assessment.
- ii. For practical subject, the distribution shall be 40 marks for Continuous Assessment and 60 marks for the Summative Assessment.

a) Continuous Assessment (5- unit/3 Credit courses)

- i. Continuous Assessment, which is evaluated for 40 Marks is divided into 2 parts: Periodic Assessment (PA) examinations for 25 Marks and Teacher Assessment (TA) for 15 Marks. There shall be two Periodic Assessment (PA) examinations each of 25 marks during a semester. The weighted average in 80/20 ratio will be taken for 25 marks. The duration of exam is 90 minutes. The PA question paper contains 3 long answer questions with internal choice. Each Long answer question carries 7 marks. ($3 * 7M = 21$ marks). This will be scaled up to 25 marks)
- ii. The first PA examination shall be conducted on Units I & II with either/or type question from each unit and the second PA examination shall be conducted on Units III, IV and V with either/or type question from each unit.
- iii. The Teacher Assessment (TA) for 15 marks shall be based on assignments/projects/presentations /surprise tests/quizzes which the concerned course owner/subject teacher shall design. The TA methodology shall be approved upfront by the Board of Studies and the same shall be informed to the students at the beginning of the semester itself.

The weighted average in 80/20 ratio is calculated in the following manner.
For example:

Marks obtained in first PA exam: 25
Marks obtained in second PA exam: 20
Final PA Marks: $(25 \times 0.8) + (20 \times 0.2) = 24$

If the student is absent for any one PA examination, the final PA semester marks shall be arrived at by considering 80% weightage to the marks secured by the student in the appeared examination and zero to the other. For example:

Marks obtained in first PA: Absent
Marks obtained in second PA: 25
Final PA Marks: $(25 \times 0.8) + (0 \times 0.2) = 20$

Final Continuous Assessment marks shall be evaluated as follows:

CA = Final PA + TA

b) Summative Assessment - Evaluation Pattern for 5-Unit/3-Credit courses

Summative Assessment examination of 3-credit theory subjects shall have the following pattern:

- The SA will be conducted for 60 Marks (**180 minutes**)
- Question Paper contains two parts: Part – A is for 50 Marks and Part – B is for 10 Marks.
- **In Part – A**, there shall be one question from each of the 5 units (with either/or choice) which will be evaluated for 10 marks each
- **In Part – B**, there will be 1 question of 10 marks (with either/or choice) that may be a case study or comprehensive examination treating the course as one complete whole.

c) Continuous Assessment (5-unit/2 Credit courses)

For a 2-credit theory course, Continuous Assessment is evaluated for 20 Marks and shall only include the Periodic Assessment (PA) examination. There will be no Teacher Assessment component for these courses. There shall be two PA examinations each of 20 marks. The weighted average in 80/20 ratio will be taken for 20 marks. The duration of exam is **90 minutes**. The PA question paper contains 3 long answer questions with internal choice. Each Long answer question carries 6 marks. (3 * 6M = 18 marks. This will be scaled up to 20 marks)

d) Summative Assessment – Evaluation Pattern for 5-Unit/2-Credit courses

Summative Assessment examination of 2-credit theory courses shall have the following pattern:

- The Examination will be conducted for 30 Marks (5 * 6 Marks).
- Question Paper contains 5 questions (with either/or choice), one from each unit.
- The duration of exam is for **120 minutes**.

PRACTICAL COURSES

Assessment Method	Marks
Continuous Assessment (CA)	40
Summative Assessment (SA)	60
Total	100

- a) For practical subjects, there shall be a Continuous Assessment during the semester for 40 marks and Summative Assessment for 60 marks.
- b) The CA shall include 2 components: Day-to-day work evaluated for 25 marks and Pre-Summative Assessment examination evaluated for 15 marks. Day-to-day work in the laboratory shall be evaluated by the concerned laboratory teacher based on the regularity/record/viva and the Pre-Summative Assessment Examination shall be conducted before the end of the semester.
- c) The SA shall be evaluated for 60 marks, conducted by the concerned laboratory teacher and a senior expert in the subject from the same domain.
- d) The Summative Assessment laboratory examination shall be conducted for **120 minutes** and assessment includes:

- Knowledge on Principles/concepts/Procedure: 20 Marks
- Experimental design /work, Results-Interpretation and analysis: 30 marks
- Viva voce: 10 marks.

e) Computer Aided Engineering Drawing – Evaluation Pattern

Assessment Method	Marks
Continuous Assessment (CA)	40
Summative Assessment (SA)	60
Total	100

- a) The CA shall include 2 components: Day-to-day work evaluated for 25 marks and Pre-Summative Assessment examination evaluated for 15 marks. Day-to-day work shall be evaluated by the concerned subject teacher based on the reports/submissions prepared in the class. The Pre-Summative Assessment examination pattern shall consist of 3 questions (either/or type) of 5 marks each.
- b) The Summative Assessment examination shall be evaluated for 60 marks, conducted by the concerned teacher and a senior expert in the subject from the same domain.
- c) The question paper shall contain 3 questions (with either/or choice). Each question will be of 20 marks (5 marks for free hand drawing and list of commands and 15 marks for final drawing prepared in AutoCAD). A student shall answer all questions.

f) Computer Aided Geometric Design and Assembly Lab – Evaluation Pattern

Assessment Method	Marks
Continuous Assessment (CA)	40
Summative Assessment (SA)	60
Total	100

- a) The CA shall include 2 components: Day-to-day work evaluated for 25 marks and Pre-Summative Assessment examination evaluated for 15 marks. Day-to-day work shall be evaluated by the concerned subject teacher based on class reports and submissions. The pre-summative examination question paper consists of two questions: one on modeling & drafting and one on assembly & drafting. Each question carries 5 marks. Student must answer both questions. And the remaining 5 marks are allocated for viva-voce.
- b) The SA examination shall be evaluated for 60 marks, conducted by the concerned teacher and a senior expert in the subject from the same or related department.
- c) The SA examination question paper consists of two questions: one on modeling & drafting and one on assembly & drafting. Each question carries 25 marks (divided into 5 marks for free hand drawing & procedure and 20 marks for final drawings (modeling/assembly/drafting)). Student must answer both questions and the remaining 10 marks are allocated for viva-voce.

10. Massive Open Online Courses (MOOCs):

In order to promote the spirit of blended learning, a student is eligible to pursue a maximum of 20% of the credits through MOOCs. A student shall register for the course (minimum of 8 weeks for a 2-credit course, 12 weeks for a 3-credit course and 16 weeks for a 4-credit course as in Honors) offered as self-study through MOOCs with the approval of Chairman, Board of Studies of the concerned Program. The Head of the Department shall appoint one mentor to monitor the students' progression. The student needs to earn a certificate by passing the exam. The student shall be awarded the credits assigned in the curriculum only by submission of the certificate. Examination fee, if any, will be borne by the student.

Students who have qualified in the proctored examinations conducted through MOOCs platform can apply for credit equivalence as specified and are exempted from appearing for the CA and EA examinations (for the specified equivalent credit course only) conducted by the institution.

Necessary amendments in rules and regulations regarding adoption of MOOC courses would be proposed from time to time.

11. Academic Bank of Credits (ABC)

The Institution is part of the Academic Bank of Credits (ABC) initiative to promote increased opportunity of mobility for a student (as per NEP 2020). As such,

- i. A student, upon joining the institution, will become part of the ABC.
- ii. All credits earned by the students in the institution as well as through MOOCs will be reflected in his/her account in the ABC
- iii. The student will be able to avail transfer of credits earned from other institutions to his account as per the regulations of UGC/AICTE/JNTUGV declared from time to time.

12. Summer Internships

There will be a summer break of 8 weeks at the end of each academic year to provide opportunity to students to engage in internships with industry/government agencies/NGO etc. These internships are intended to give exposure to the students through Community Projects and Mini Projects. The Community Project shall be carried out during the summer break after Year 2 and the Mini Project shall be carried out during the summer break after Year 3. The Community Project shall be society oriented and shall be completed in collaboration with government organizations/NGOs & others. The other internship at the end of third year is Industry Internship and shall be completed in collaboration with Industries.

Evaluation of the Community Project and Mini Project shall be through the departmental committee. A student will be required to submit a report to the concerned department and appear for an oral presentation before the departmental committee comprising of Head of the Department, supervisor of the project and a senior faculty member of the department.

A certificate of successful completion of internship from industry/NGO may be included in the report. The report and the oral presentation shall be evaluated for 50 marks as a Summative Assessment. There shall be no Continuous Assessment marks for these projects. A student shall secure minimum 40% of marks for successful completion. In case, if a student fails, he/she shall reappear as and when semester supplementary examinations are conducted by the Institution.

Main Project Work:

The 4th Year of study comprises only self-study courses giving opportunity to students to spend one full year as an intern at various organisations (government/private) in pursuance of his/her career aspiration. The student is also expected to complete the Main Project during this period. At the end of the year, the candidate shall submit the main project report and may also include a certificate of internship.

The project report shall be evaluated with an external examiner. The total marks for project work is **200 marks** and the distribution shall be **80 marks** for continuous assessment and **120 marks** for summative assessment. The supervisor assesses the student for 40 marks (Report: 20 marks, Seminar: 20 marks). At the end of the semester, all projects shall be showcased at the department for the benefit of all students and staff and the same is to be evaluated by the departmental Project Review Committee consisting of supervisor, a senior faculty and HOD for 40 marks. The external evaluation of Project Work is a Viva-Voce Examination conducted in the presence of internal examiner and external examiner and is evaluated for 120 marks.

The college shall facilitate and monitor the student main project/internship programs. Completion of the main project is mandatory. If any student fails to complete the main project, he/she will not be eligible for the award of degree. In such cases, the student shall repeat and complete the main project.

14. Guidelines for offering Honors

The objective of introducing B.Tech.(Honors) is to facilitate the students to choose additionally the specialized courses of their choice and build their competence in a specialized area in the UG level. The program is a best choice for academically excellent students having good academic record and interest towards higher studies and research.

- i. Honors is introduced in the curriculum of all B. Tech. programs offering a major degree and is applicable to all B.Tech (Regular and Lateral Entry) students admitted in Engineering & Technology.
- ii. A student shall earn additional 16 credits for award of B.Tech.(Honors) degree from same branch/department/discipline registered for major degree. This is in addition to the credits essential for obtaining the Undergraduate degree in Major Discipline.
- iii. A student is permitted to register for Honors and is allowed to take maximum of two subjects per semester pertaining to the Honors.

- iv. Separate class work and timetable of the courses offered under Honors program shall be arranged.
- v. Courses that are used to fulfill the student's primary major may not be double counted towards the Honors. Courses with content substantially equivalent to courses in the student's primary Major may not be counted towards the Honors.
- vi. Students can complete the courses offered under Honors either in the college or in online platforms like SWAYAM with a minimum duration of 16 weeks for a 4-credit course satisfying the criteria for credit mobility. If the courses under Honors are offered in conventional mode, then the teaching and evaluation procedure shall be similar to regular B. Tech courses.
- vii. A student registered for Honors shall pass in all subjects that constitute the requirement for the Honors degree program. No class/division (i.e., second class, first class and distinction, etc.) shall be awarded for Honors degree program.
- viii. If a student drops or is terminated from the Honors program, the additional credits so far earned cannot be converted into open or core electives; they will remain extra. However, such students will receive a separate grade sheet mentioning the additional courses completed by them.
- ix. The Honors will be mentioned in the degree certificate as Bachelor of Technology (Honors) in XYZ. For example, B.Tech. (Honors) in Mechanical Engineering.

15. Enrolment into Honors:

- i. Students of a Department/Discipline are eligible to opt for Honors program offered by the same Department/Discipline.
- ii. The enrolment of student into Honors is based on the CGPA obtained in the major degree program. CGPA shall be taken up to VI semester in case of regular and Lateral entry students. Students having 7 CGPA without any backlog subjects will be permitted to register for Honors.
- iii. Transfer of credits from Honors to regular B. Tech degree and vice-versa shall not be permitted.
- iv. Honors is to be completed simultaneously with a Major degree program.

16. Registration for Honors:

- i. The eligible and interested students shall apply through the HOD of his/her parent department. The whole process should be completed within one week before the start of every semester. Selected students shall be permitted to register the courses under Honors.
- ii. The selected students shall submit their willingness to the principal through his/her parent department offering Honors. The parent department shall maintain the record of student pursuing the Honors.

- iii. The students enrolled in the Honors courses will be monitored continuously. An advisor/mentor from parent department shall be assigned to a group of students to monitor the progress.
- iv. There is no fee for registration of subjects for Honors program offered in offline at the respective institutions.

17. Attendance Requirements:

- i. A student shall be eligible to appear for the external examinations if he/she acquires a minimum 75% of attendance in aggregate of all the subjects.
- ii. Condonation of shortage of attendance in aggregate up to 10% (65% and above and below 75%) in each semester may be granted.
- iii. Students whose shortage of attendance is not condoned in any semester are not eligible to take their end examination of that class and their registration shall stand cancelled.
- iv. A student will not be promoted to the next semester unless he satisfies the attendance requirements of the present semester. They may seek readmission for that semester from the date of commencement of class work.
- v. If the learning is carried out in blended mode (both offline & online), then the total attendance of the student shall be calculated considering the offline and online attendance of the student.
- vi. Given the extensive scope for learning in blended mode, a student can seek consideration of time spent online or on course projects in lieu of attendance. The college academic committee will arbitrate engagement of students on a case-to-case basis where a student falls short of the requisite attendance.
- vii. For induction program attendance shall be maintained as per AICTE norms.

18. Promotion Rules: The following academic requirements must be satisfied in addition to the attendance requirements.

- i. A student shall be promoted from first year to second year if he/she fulfills the minimum attendance requirement as per university norms.
- ii. A student will be promoted from II to III year if he/she fulfills the academic requirement of securing 40% of the credits (any decimal fraction should be rounded off to lower digit) in the subjects that have been studied up to either III semester or IV semester from the following examinations irrespective of whether the candidate takes the examination or not.
- iii. A student shall be promoted from III year to IV year if he/she fulfills the academic requirements of securing 40% of the credits (any decimal fraction should be rounded off to lower digit) in the subjects that have been studied up to either V semester or VI semester from the following examinations irrespective of whether the candidate takes the examination or not.

- iv. And in case, a student is detained for want of credits for a particular academic year by ii) & iii) above, the student may make up the credits through supplementary examinations and only after securing the required credits he/she shall be permitted to join in the III year (V sem) or IV year (VII sem) respectively as the case may be.
- v. When a student is detained due to lack of credits/shortage of attendance he/she may be re-admitted when the semester is offered after fulfillment of academic regulations. In such case, he/she shall be in the academic regulations into which he/she is readmitted.

19. Grading:

As a measure of the student's performance, a 10-point Absolute Grading System using the following Letter Grades and corresponding percentage of marks shall be followed:

After each course is evaluated for 100 marks, the marks obtained in each course will be converted to a corresponding letter grade as given below, depending on the range in which the marks obtained by the student fall.

Structure of Grading of Academic Performance

Range in which the marks in the subject fall	Grade letter	Grade points
≥ 90	A+ (Outstanding)	10
≥ 80 and < 90	A (Excellent)	9
≥ 70 and < 80	B (Very Good)	8
≥ 60 and < 70	C (Good)	7
≥ 50 and < 60	D (Average)	6
≥ 40 and < 50	E (Pass)	5
< 40	F (Fail)	0
Absent	Ab (Absent)	0

A student obtaining Grade "F" or Grade "Ab" in a subject shall be considered failed and will be required to reappear for that subject when it is offered the next supplementary examination.

Computation of Semester Grade Point Average (SGPA) and Cumulative Grade Point Average (CGPA):

The Semester Grade Point Average (SGPA) is the ratio of sum of the product of the number of credits with the grade points scored by a student in all the courses taken by a student and the sum of the number of credits of all the courses undergone by a student, i.e.,

$$SGPA = \frac{\sum (C_i \times G_i)}{\sum C_i}$$

where, C_i is the number of credits of the i th subject and G_i is the grade point scored by the student in the i th course.

The Cumulative Grade Point Average (CGPA) will be computed in the same manner considering all the courses undergone by a student over all the semesters of a program, i.e.,

$$CGPA = \frac{\sum (C_i \times S_i)}{\sum C_i}$$

where "Si" is the SGPA of the ith semester and Ci is the total number of credits up to that semester.

Both SGPA and CGPA shall be rounded off to 2 decimal points and reported in the transcripts.

While computing the SGPA the subjects in which the student is awarded Zero grade points will also be included.

Grade Point: It is a numerical weight allotted to each letter grade on a 10-point scale.

Letter Grade: It is an index of the performance of students in a said course. Grades are denoted by the letters A⁺, A, B, C, D and F.

Award of Class:

After a student has satisfied the requirements prescribed for the completion of the program and is eligible for the award of B. Tech. Degree, he/she shall be placed in one of the following four classes:

Class Awarded	CGPA Secured
First Class with Distinction	≥ 7.0 (Without any supplementary appearance)
First Class	≥ 6.0 and < 7.0
Second Class	≥ 5.0 and < 6.0
Pass Class	≥ 4.0 and < 5.0

Note: Students who have written supplementary examinations to fulfil the credit requirement will not be awarded First Class with Distinction. For such students the highest degree that is awarded will be First Class Only.

CGPA to Percentage conversion Formula = CGPA x 10

20. With-holding of Results

If the candidate has any dues not paid to the institution or if any case of indiscipline or malpractice is pending against him/her, the result of the candidate shall be withheld in such cases.

21. Multiple Entry / Exit Option

With NEP setting in, the theme is we will need to give different entry-exit options for students and a possibility to tailor a 4-year course or even a 3-year exit degree to suit their interests and requirements.

- Exit-Entry at each year of study through the entire 4-year duration.
- Possible multiple Degree Options with different Credit requirements that provide an option to a student to pick an option that best suits his/her interests and requirements.

- **Note:** Four Year undergraduate program (FYUP) with or without Honors is the most recommended exit. But if for some unavoidable reasons, a student needs to exit at the end of Year I, Year II, Year III, the following would be the respective exit requirements with a tentative certificate/ diploma/ degree defined.

Year of Exit	Degree	Credits Required to be Earned During Course Work	Exit Extra Credits (Crash Course & Exam)	Total Credits
End of Year I	Office Tools Certificate (Or something equivalent as determined by Affiliating University)	40	6	46
End of Year II	Diploma in Discipline 1 (Or something equivalent as determined by Affiliating University)	88	8	96
End of Year III	Bachelor in Vocational Sciences in Discipline 1 (Or something equivalent as determined by Affiliating University)	136	0	136
End of Year IV (Without Honors)	Bachelor of Technology in Discipline 1 (Or something equivalent as determined by Affiliating University)	160	0	160

Year of Exit	Degree	Credits Required to be Earned During Course Work	Exit Extra Credits (Crash Course & Exam)	Total Credits
End of Year IV (With Honors)	Bachelor of Technology with Honors in Discipline 1 (Or something equivalent as determined by Affiliating University)	176	0	176

Note: The exit extra credits at Year II and Year III would essentially come from critical courses as determined by BoS from the following semester.

(a) Exit Policy:

The students can choose to exit the four-year program at the end of first/second/third year.

- i) **UG Certificate in (Field of study/discipline)** - Program duration:
First Year (first two semesters) of the undergraduate program, 40 credits followed by an additional exit 6 credit bridge course. The 6 extra credits would be to make the certificate self-sufficient, with one 3-Credit Course on Taxation and one 3-Credit Course on Accounting that would help the candidates acquire job-ready competencies required to enter the workforce.
- ii) **UG Diploma (in Field of study/discipline)** - Program duration:
First two years (first four semesters) of the undergraduate program, 88 credits followed by an additional exit of 8-credit bridge course with 2 Integrated 4 Credit courses in Major with 3+1 Theory and Lab distribution administered as a Crash course in 1 month which would help the candidates acquire job-ready competencies required to enter the workforce.
- iii) **Bachelor of Science (in Field of study/discipline) i.e., B.Sc. Engineering in (Field of study/discipline)**- Program duration:
First three years (first six semesters) of the undergraduate program, 120 credits.

(b) Entry Policy:

Modalities on multiple-entry by the student into the B.Tech. program will be provided in due course of time.

Note: The institution shall resolve any issues that may arise in the implementation of Multiple Entry and Exit policies from time to time and shall review the policies in the light of periodic changes brought by UGC, AICTE, State government and the affiliating university.

22. Transitory Regulations

Discontinued, detained or failed candidates are eligible for readmission as and when the semester is offered after fulfillment of academic regulations. Candidates who have been detained for want of attendance or not fulfilled academic requirements or who have failed after having undergone the course in earlier regulations or have discontinued and wish to continue the course are eligible for admission into the unfinished semester from the date of commencement of class work with the same or equivalent subjects as and when subjects are offered, subject to Section 2 and they will follow the academic regulations into which they are readmitted.

Candidates who are permitted to avail Gap Year shall be eligible for re-joining into the succeeding year of their B.Tech from the date of commencement of class work, subject to Section 2 and they will follow the academic regulations into which they are readmitted.

23. Medium of Instruction:

The medium of instruction of the entire B.Tech undergraduate program in Engineering & Technology (including examinations and project reports) will be in English only.

24. Student Transfers:

Student transfers shall be as per the guidelines issued by the Government of Andhra Pradesh and the University from time to time.

25. General Instructions:

- a. The academic regulations should be read as a whole for purpose of any interpretation.
- b. Malpractices rules-nature and punishments are appended.
- c. Where the words "he", "him", "his", occur in the regulations, they also include "she", "her", "hers", respectively.
- d. In the case of any doubt or ambiguity in the interpretation of the above rules, the decision of the institution is final.
- e. The institution may change or amend the academic regulations or syllabi at any time and the changes or amendments shall be made applicable to all the students on rolls with effect from the dates notified by the institution.
- f. In the case of any doubt or ambiguity in the interpretation of the guidelines given, the decision of the Head of the institution is final.

* * *

Regulations for MALPRACTICES during the conduct of examinations

	Nature of Malpractices/Improper conduct	Punishment
1.a	If the candidate possesses or keeps accessible in examination hall, any paper, note book, programmable calculators, Cell phones, pager, palm computers or any other form of material concerned with or related to the subject of the examination (theory or practical) in which he is appearing but has not made use of (material shall include any marks on the body of the candidate which can be used as an aid in the subject of the examination) - FIRST TIME (whether copied or not)	Expulsion from the examination hall and cancellation of the performance in that subject only. <ul style="list-style-type: none"> • To keep the CC footage of the act as an evidence. • To obtain a statement from student and get it authorized by observer and Chief superintendent.
1.b	If the candidate possesses or keeps accessible in examination hall, any paper, note book, programmable calculators, Cell phones, pager, palm computers or any other form of material concerned with or related to the subject of the examination (theory or practical) in which he is appearing but has not made use of (material shall include any marks on the body of the candidate which can be used as an aid in the subject of the examination) - SECOND TIME (whether copied or not)	Expulsion from the examination hall and cancellation of the performance in that subject and all other subjects the candidate has already appeared including practical examinations, project work and shall not be permitted to appear for the remaining examinations of the subjects of that Semester/year. <ul style="list-style-type: none"> • To keep the CC footage of the act as an evidence. • To obtain a statement from student and get it authorized by observer and Chief superintendent.
1.c	If the candidate possesses or keeps accessible in examination hall, any paper, note book, programmable calculators, Cell phones, pager, palm computers or any other form of material concerned with or related to the subject of the examination (theory or practical) in which he is appearing but has not made use of (material shall include any marks on the body of the candidate which can be used as an aid in the subject of the examination) - REPITITION OF THE ABOVE ACT (After second time and whether copied or not)	Nature of punishment to be given for the improper conduct shall be as per the recommendations of the committee. <ul style="list-style-type: none"> • The committee comprising of Principal, Vice principal, Chief superintendent, Controller of Examinations and HoD to discuss and initiate the action to be taken and recommend. • To keep the CC footage of the act as evidence. • To obtain a statement from student and invigilator and authorized by Chief superintendent.
2.a.	If the candidate gives assistance or guidance or receives it from any other candidate orally or by any other body language methods.	Expulsion from the examination hall and cancellation of the performance in that subject only of all the candidates involved. <ul style="list-style-type: none"> • To keep the CC footage of the act as an evidence.

<p>2.b</p>	<p>If the candidate communicates through cell phones / through any other means with any candidate or persons in or outside the exam hall in respect of any matter.</p> <p>(i) If the communication is with the person(s) who belongs to our college.</p> <p>(ii) If the communication is with the person(s) outside the campus or people who are not related to our college.</p>	<p>Confiscation of the mobile or electronic gadgets involved and Expulsion from the examination hall and cancellation of the performance in that subject and all other subjects the candidate has already appeared including practical examinations, project work and shall not be permitted to appear for the remaining examinations of the subjects of that Semester/year.</p> <ul style="list-style-type: none"> • To obtain all relevant proofs of evidence from the Mobile/ gadgets and handing over of the same to the candidate. • To keep the CC footage of the act as evidence. • To obtain a statement from student and invigilator and authorized by observer and Chief superintendent. <p>Confiscation of the mobile or electronic gadgets involved and Expulsion from the examination hall and cancellation of the performance in that subject and all other subjects the candidate has already appeared including practical examinations, project work and shall not be permitted to appear for the remaining examinations of the subjects of that Semester/year.</p> <ul style="list-style-type: none"> • To obtain all relevant proofs of evidence from the Mobile/ gadgets and handing over of the same to the candidate. • To keep the CC footage of the act as evidence. • To obtain a statement from student and invigilator and authorized by observer and Chief superintendent. • The person(s) involved should be handed over to the police and a case is registered against him.
<p>3.</p>	<p>If the candidate impersonates any other candidate in connection with the examination.</p>	<p>The candidate who has impersonated shall be expelled from examination hall. The candidate is also debarred and forfeits the seat. The performance of the original candidate, who has been impersonated, shall be cancelled in all the subjects of the examination (including practical's and project work) already appeared and shall not be allowed to appear for examinations of the remaining subjects of that semester/year. The candidate is also debarred for two consecutive semesters from class work and all University examinations. The continuation of the course by the candidate is subject to the academic regulations in connection with forfeiture of seat. If the imposter is an outsider/candidate not on rolls, he will be handed over to the police and a case is registered against him.</p>

		<ul style="list-style-type: none"> • To constitute a committee comprising of Principal, Vice principal, Chief superintendent, Observer, Controller of Examinations and HoD to discuss and initiate the above action with documented proofs. • To keep the CC footage of the act as an evidence. • To obtain a statement from student, invigilator, subject expert and authorized by observer and Chief Superintendent.
4	<p>If the candidate mishandles the Answer book or additional sheet or takes out or arranges to send out the question paper during the examination or answer book or additional sheet, during or after the examination.</p> <p>Also, if the answer script is mutilated / damaged disturbing the shape, of the script, answers, the bar code intentionally.</p>	<p>Expulsion from the examination hall and cancellation of performance in that subject and all the other subjects the candidate has already appeared including practical examinations and project work and shall not be permitted for the remaining examinations of the subjects of that semester.</p> <p>In addition to the above punishment, a committee shall be constituted and recommends appropriate punishment for the improper conduct.</p> <ul style="list-style-type: none"> • To keep the CC footage of the act as an evidence. • To Obtain a statement from student and invigilator and authorized by observer and Chief superintendent.
5.	Uses objectionable, abusive or offensive language in the Examination hall.	<p>Expulsion from the examination hall and cancellation of the performance in that subject only.</p> <ul style="list-style-type: none"> • To Obtain a statement from student and invigilator and get it authorized by Observer and Chief superintendent.
6.	Refuses to obey the orders of the Chief Superintendent/ACE/ any officer on duty or misbehaves or creates disturbance of any kind in and around the examination hall or organizes a walk out or instigates others to walk out, or threatens the officer-in charge or any person on duty in or outside the examination hall of any injury to his person or to any of his relations whether by words, either spoken or written or by signs or by visible representation, assaults the officer-in-charge, or any person on duty in or outside the examination hall or any of his relations, or indulges in any other act of misconduct or mischief which result in damage to or destruction of property in the examination hall or any part of the College campus or engages in any other act which in the opinion of the officer on duty amounts to use of unfair means or misconduct or has the tendency to disrupt the orderly conduct of the examination.	<p>In case of students of the college, they shall be expelled from examination halls and cancellation of their performance in that subject and all other subjects the candidate(s) has (have) already appeared and shall not be permitted to appear for the remaining examinations of the subjects of that semester. The candidates also are debarred and forfeit their seats. In case of outsiders, they will be handed over to the police and a police case is registered against them.</p> <ul style="list-style-type: none"> • To constitute a committee comprising of Principal, Vice principal, Chief superintendent, Observer, Controller of Examinations and HoD to discuss and initiate the above action with documented proofs • To keep the CC footage of the act as an evidence. • To Obtain a statement from student and invigilator and authorized by observer and Chief superintendent.

7.	Leaves the exam hall taking away answer script or intentionally tears of the script or any part thereof inside or outside the examination hall.	<p>Expulsion from the examination hall and cancellation of performance in that subject and all the other subjects the candidate has already appeared including practical examinations and project work and shall not be permitted for the remaining examinations of the subjects of that semester/year. The candidate is also debarred for two consecutive semesters from class work and all University examinations. The continuation of the course by the candidate is subject to the academic regulations in connection with forfeiture of seat.</p> <ul style="list-style-type: none"> • To constitute a committee comprising of Principal, Vice principal, Chief superintendent, Observer, Controller of Examinations and HoD to discuss and initiate the above action. • To keep the CC footage of the act as an evidence. • To Obtain a statement from student and invigilator and authorized by observer and Chief superintendent.
8.	Possess any lethal weapon or firearm in the examination hall.	<p>Expulsion from the examination hall and cancellation of the performance in that subject and all other subjects the candidate has already appeared including practical examinations and project work and shall not be permitted for the remaining examinations of the subjects of that semester/year. The candidate is also debarred and forfeits the seat.</p> <ul style="list-style-type: none"> • To constitute a committee comprising of Principal, Vice principal, Chief superintendent, Observer, Controller of Examinations and HoD to discuss and initiate the above action with documented proofs • To keep the CC footage of the act as an evidence. • To obtain a statement from student and invigilator and authorized by observer and Chief superintendent. • The candidate shall be handed over to Police and register a case.
9.	If a student of the college, who is not a candidate for the particular examination or any person not connected with the college indulges in any malpractice or improper conduct mentioned in clause 6 to 8.	<p>If the student belongs to our college: Expulsion from the examination hall and cancellation of the performance in that subject and all other subjects the candidate has already appeared including practical examinations and project work and shall not be permitted for the remaining examinations of the subjects of that semester. The candidate is also debarred and forfeits the seat.</p>






		<p>Person(s) who do not belong to the College will be handed over to police and, a police case will be registered against them.</p> <ul style="list-style-type: none"> • To constitute a committee comprising of Principal, Vice principal, Chief superintendent, Observer, Controller of Examinations and HoD to discuss and initiate the above action. • To keep the CC footage of the act as an evidence. • To Obtain a statement from student and invigilator and authorized by observer and Chief superintendent.
10	Comes in a drunken condition to the examination hall.	<p>Expulsion from the examination hall and cancellation of the performance in that subject and all other subjects the candidate has already appeared including practical examinations and project work and shall not be permitted for the remaining examinations of the subjects of that semester.</p> <ul style="list-style-type: none"> • To keep the CC footage of the act as an evidence(If any). • To obtain a statement from invigilator and any others as witness authorized by observer and Chief superintendent.
11	Copying detected on the basis of internal evidence, such as, during valuation or during special scrutiny.	<p>Cancellation of the performance in that subject and all other subjects the candidate has appeared including practical examinations and project work of that semester/year examinations.</p> <ul style="list-style-type: none"> • To Obtain a statement from Valuer / Chief Valuer authorized by Spot Coordinator and Controller of Examinations.

* * *

Ragging

Salient Features

- ⇒ Ragging within or outside any educational institution is prohibited.
- ⇒ Ragging means doing an act which causes or is likely to cause Insult or Annoyance or Fear or Apprehension or Threat or Intimidation or outrage of modesty or Injury to a student

	Imprisonment upto		Fine Upto
Teasing, Embarrassing and Humiliation	 6 Months	+	Rs. 1,000/-
Assaulting or Using Criminal force or Criminal intimidation	 1 Year	+	Rs. 2,000/-
Wrongfully restraining or confining or causing hurt	 2 Years	+	Rs. 5,000/-
Causing grievous hurt, kidnapping or Abducts or rape or committing unnatural offence	 5 Years	+	Rs. 10,000/-
Causing death or abetting suicide	 10 Months	+	Rs. 50,000/-

In Case of Emergency CALL TOLL FREE NO. : 1800 - 425 - 1288
LET US MAKE MVGR A RAGGING FREE CAMPUS
ABSOLUTELY SAY NO TO RAGGING

1. Ragging is prohibited as per Act 26 of A.P. Legislative Assembly, 1997.
2. Ragging entails heavy fines and/or imprisonment.
3. Ragging invokes suspension and dismissal from the College.
4. Outsiders are prohibited from entering the College and Hostel without permission.
5. Girl students must be in their hostel rooms by 7.00 p.m.
6. All the students must carry their Identity Cards and show them when demanded
7. The Principal and the Wardens may visit the Hostels and inspect the rooms any time.

ACADEMIC REGULATIONS (R24) FOR B.TECH. (LATERAL ENTRY SCHEME)

(Effective for the students getting admitted into II year through Lateral Entry Scheme from the Academic Year **2024-2025** onwards)

1. Award of the Degree

(a) Award of the B.Tech. Degree / B.Tech. Degree with a Minor if he/she fulfills the following:

- (i) Pursues a course of study for not less than three academic years and not more than six academic years. However, for the students availing Gap year facility this period shall be extended by two years at the most and these two years would in addition to the maximum period permitted for graduation (Six years).
- (ii) Registers for 120 credits and secures all 120 credits.

(b) Award of B.Tech. degree with Honors

A student will be declared eligible for the award of the B.Tech. with Honors if he/she fulfills the following:

- (i) Student secures additional 16 credits fulfilling all the requisites of a B.Tech. program i.e., 120 credits.
- (ii) Registering for Honors is optional.
- (iii) Honors is to be completed simultaneously with B.Tech. programme.

2. Students, who fail to fulfil the requirement for the award of the degree within six consecutive academic years from the year of admission, shall forfeit their seat.

3. Minimum Academic Requirements

The following academic requirements have to be satisfied in addition to the requirements mentioned in item no.2

- i. A student shall be deemed to have satisfied the minimum academic requirements and earned the credits allotted to each theory, practical, design, drawing subject or project if he secures not less than 35% of marks in the end examination and a minimum of 40% of marks in the sum total of the mid semester evaluation and end examination taken together.
- ii. A student shall be promoted from III year to IV year if he/she fulfills the academic requirements of securing 40% of the credits (any decimal fraction should be rounded off to lower digit) in the subjects that have been studied up to either V semester or VI semester from the following examinations irrespective of whether the candidate takes the examination or not.
- iii. And in case if student is already detained for want of credits for particular academic year, the student may make up the credits through supplementary exams of the above exams before the commencement of IV year I semester class work of next year.

4. Course Pattern

- i) The entire course of study is three academic years on semester pattern.
 - ii) A student eligible to appear for the end examination in a subject but absent at it or has failed in the end examination may appear for that subject at the next supplementary examination offered.
 - iii) When a student is detained due to lack of credits/shortage of attendance the student may be re-admitted when the semester is offered after fulfilment of academic regulations, the student shall be in the academic regulations into which he/she is readmitted.
- 5.** All other regulations as applicable for B. Tech. Four-year degree course (Regular) will hold good for B. Tech. (Lateral Entry Scheme).

* * *

R24-MVGR
COURSE STRUCTURE
B. Tech. (Regular/Honors) - Mechanical Engineering
(Applicable from the Academic Year 2024-25 Onwards)

I Semester

S. No.	Course Code	Course Title	L	T	P	Credits
1	R24MCHYT001	Chemistry	3	0	0	3
2	R24MMATT001	Linear Algebra and Differential Equations	3	1	0	3
3	R24MMATT002	Multi Variables and Vector Calculus	3	1	0	3
4	R24MCHYL001	Chemistry Lab	0	0	2	1
5	R24MCIVT001	Environmental Studies	2	0	0	2
6	R24MENGT001	Language Proficiency	2	0	0	2
7	R24MSCSL001	Office Tools and Social Media Etiquette	0	0	3	2
8	R24MENGT002	Constitutional Values	2	0	0	2
9	R24MMECW001	Engineering Workshop	1	0	2	2
Total Credits						20

II Semester

S. No.	Course Code	Course Title	L	T	P	Credits
1	R24MPHYT001	Physics	3	0	0	3
2	R24MMATT003	Probability and Statistics and Numerical Methods	3	1	0	3
3	R24MMECT001	Engineering Mechanics	3	1	0	3
4	R24MSCST001	Procedural Programming	3	0	0	3
5	R24MMECD001	Computer Aided Engineering Drawing	1	0	2	2
6	R24MPHYL001	Physics Lab	0	0	2	1
7	R24MSCSL002	Procedural Programming Lab	0	0	2	1
8	R24MENGT003	Health and Wellness	2	0	0	2
9	R24MENGT004	Ethics and Human Values	2	0	0	2
Total Credits						20

III Semester

S. No.	Course Code	Course Title	L	T	P	Credits
1	R24MMECT002	Metallurgy and Material Science	3	0	0	3
2	R24MMECT003	Engineering Thermodynamics	3	0	0	3
3	R24MMECT004	Mechanics of Solids	3	0	0	3
4	R24MMECT005	Manufacturing Processes	3	0	0	3
5	EOEC-T1	T1	3	0	0	3
6	EOEC-T2	T2	3	0	0	3
7	R24MMECL001	Computer Aided Geometric Design and Assembly Lab	0	0	3	2
8	R24MMECL002	Materials Testing Lab	0	0	3	2
9	EOEC-L1	L1	0	0	3	2
Total Credits						24

IV Semester

S. No.	Course Code	Course Title	L	T	P	Credits
1	R24MMECT006	Fluid Mechanics and Hydraulic Machines	3	0	0	3
2	R24MMECT007	Design of Machine Elements	3	0	0	3
3	R24MMECT008	Manufacturing Technology	3	0	0	3
4	R24MMECT009	Automotive Technologies	3	0	0	3
5	EOEC-T3	T3	3	0	0	3
6	EOEC-T4	T4	3	0	0	3
7	R24MMECL003	Manufacturing Lab	0	0	3	2
8	R24MMECL004	Fluid Mechanics and Hydraulic Machines Lab	0	0	3	2
9	EOEC-L2	L2	0	0	3	2
Total Credits						24

V Semester						
S. No.	Course Code	Course Title	L	T	P	Credits
1	R24MMECT010	Theory of Machines	3	0	0	3
2	R24MMECT011	Applied Thermodynamics	3	0	0	3
3	R24MMECT012	Computer-Aided Design and Analysis	3	0	0	3
4	R24MMECT013	Leadership and Team Management	3	0	0	3
5	R24MMECTXXX	DSC-E1	3	0	0	3
6	EOEC-E1	E1	3	0	0	3
7	R24MMECL005	Computer Aided Engineering Lab	0	0	3	2
8	EOEC-L3	L3	0	0	3	2
9	R24MMECP001	Community Project	0	0	2	2
Total credits						24

VI Semester						
S. No	Course Code	Course Title	L	T	P	Credits
1	R24MMECT014	Heat Transfer	3	0	0	3
2	R24MMECT015	Operations Research	3	0	0	3
3	R24MMECT016	Manufacturing Systems	3	0	0	3
4	EOEC-T5	T5	3	0	0	3
5	R24MMECTXXX	DSC-E2	3	0	0	3
6	R24MMECTXXX	DSC-E3	3	0	0	3
7	R24MMECL006	Thermal Engineering Lab	0	0	3	2
8	EOEC-L4	L4	0	0	3	2
9	R24MTPCT001	Quantitative Problem Solving Techniques	2	0	0	2
Total Credits						24

VII Semester						
S. No.	Course Code	Course Title	L	T	P	Credits
1	R24MMECT017	Logistics and Supply Chain Management (Self-Study/MOOCs)	3	0	0	3
2	R24MMECTXXX	DSC E4 (Self-Study/MOOCs)	3	0	0	3
3	R24MMECTXXX	DSC E5 (Self-Study/MOOCs)	3	0	0	3
4	R24MMECP002	Mini Project	0	0	2	2
5	R24MMECL007	Computer-Aided Manufacturing	0	0	3	2
	R24MMECL008	Rapid Prototyping	0	0	3	2
	R24MMECL009	CNC Programming	0	0	3	2
	R24MMECL010	Training in Non-destructive Testing	0	0	3	2
	R24MMECL011	Piping Design	0	0	3	2
6	R24MMECTXXX	HON-1	3	0	2	4
7	R24MMECTXXX	HON-2	3	0	2	4
Total Credits						13/21

VIII Semester						
S. No	Course Code	Course Title	L	T	P	Credits
1	EOEC-T6	T6 (Self-Study/MOOCs)	3	0	0	3
2	R24MMECP003	Major-Dissertation/Academic Project-Major	0	0	5	8
3	R24MMECTXXX	HON-3	3	0	2	4
4	R24MMECTXXX	HON-4	3	0	2	4
Total Credits						11/19

DEPARTMENT ELECTIVE COURSES

Manufacturing Sector				
S. No	Type of Course	Course Code	Course Title	Regular/Honors
1	DSC-E1	R24MMECT018	Industrial Automation	R
2	DSC-E2	R24MMECT019	Advanced Manufacturing Techniques	R
3	DSC-E3	R24MMECT020	Product Lifecycle Management	R
4	DSC-E4	R24MMECT021	Six Sigma	R
5	DSC-E5	R24MMECT022	Business Analysis	R
6	HON-1	R24MMECT023	Project Management	H
7	HON-2	R24MMECT024	Nanotechnology	H
8	HON-3	R24MMECT025	Additive Manufacturing	H
9	HON-4	R24MMECT026	Design for Manufacturing and Assembly	H

Automotive and Aerospace Sector				
S. No	Type of Course	Course Code	Course Title	Regular/Honors
1	DSC-E1	R24MMECT027	Robotics	R
2	DSC-E2	R24MMECT028	Finite Element Analysis	R
3	DSC-E3	R24MMECT020	Product Lifecycle Management	R
4	DSC-E4	R24MMECT029	Non-destructive Testing	R
5	DSC-E5	R24MMECT022	Business Analysis	R
6	HON-1	R24MMECT030	Mechanical Vibrations and Condition Monitoring	H
7	HON-2	R24MMECT031	Advanced Strength of Materials	H
8	HON-3	R24MMECT032	Design of Power Transmission Elements	H
9	HON-4	R24MMECT026	Design for Manufacturing and Assembly	H

Energy Sector				
S. No	Type of Course	Course Code	Course Title	Regular/Honors
1	DSC-E1	R24MMECT033	Renewable Energy Conversion Technologies	R
2	DSC-E2	R24MMECT034	Heating, Ventilation and Air Conditioning	R
3	DSC-E3	R24MMECT035	Computational Fluid Dynamics	R
4	DSC-E4	R24MMECT036	Energy Management and Audit	R
5	DSC-E5	R24MMECT037	Sustainable Design of Buildings	R
6	HON-1	R24MMECT038	Thermal Management of Electronics	H
7	HON-2	R24MMECT039	Energy Storage Systems	H
8	HON-3	R24MMECT040	Measurement Techniques in Fluid flow and Heat Transfer	H
9	HON-4	R24MMECT041	Heat Exchangers Design	H

EXTENDED OPEN ELECTIVE CLUSTER

Business Management Cluster(BMC) (for CSE/IT/CSIT/AI ML/DS/ICB)							
Type of Course	Course Code	Course Title	Sem	Type of Course	Course Code	Course Title	Sem
EOEC-T1	R24MBMCT001	Financial Management	III	EOEC-L1	R24MMECL001	Computer Aided Geometric Design and Assembly Lab	III
EOEC-T2	R24MMECT013	Leadership and Team Management	III	EOEC-L2	R24MBMCL001	Financial Accounting Lab	IV
EOEC-T3	R24MMECT020	Product Lifecycle Management	IV	EOEC-L3	R24MBMCL002	Digital Engineering Lab	V
EOEC-T4	R24MBMCT002	Quality Management	IV	EOEC-L4	R24MBMCL003	Business Analytics Lab	VI
EOEC-T5	R24MMECT022	Business Analysis	VI				
EOEC-T6	R24MBMCT003	Strategic Management	VIII				
	Course Code	Course Title					
EOEC - E1	R24MBMCT004	Digital Marketing					
	R24MMECT017	Logistics and Supply Chain Management					
	R24MBMCT005	Entrepreneurship					

Computer Science Cluster(CSC)
(for MEC, ECE, EEE, CIV and CHE)
(Not for CSE/IT/CSIT/AIML/DS/ICB)

Type of Course	Course code	Course Title	Sem	Type of Course	Course Code	Course Title	Sem
EOEC-T1	R24MSCST003	Data Structures	III	EOEC-L1	R24MSCSL003	Data Structures LAB	III
EOEC-T2	R24MSCST011	Operating Systems	III	EOEC-L2	R24MSCSL005	Python Programming Lab	IV
EOEC-T3	R24MSCST007	Python Programming	IV	EOEC-L3	R24MSCSL006	Database Management Systems Lab	V
EOEC-T4	R24MSCST010	Database Management Systems	IV	EOEC-L4	R24MCSCSL001	OOP with JAVA Lab	VI
EOEC-T5	R24MCSCST001	OOP with JAVA	VI				
EOEC-T6	R24MSCST018	Software Engineering	VIII				

EOEC-E1	Course Title	
	R24MSCST014	Computer Networks
	R24MCSCST002	Artificial Intelligence: Principles and Techniques
	R24MSCST008	Design and Analysis of Algorithms

B.Tech. Mechanical Engineering

**R24 CURRICULUM
MECHANICAL ENGINEERING**

I Semester

R24MCHYT001	CHEMISTRY (Common to All Branches)					
	Total Contact Hours	42 (L)	L	T	P	C
	Pre-requisite	Basics of 10 + 2 Chemistry	3	0	0	3
Course Objective						
This course aims to help students						
<ul style="list-style-type: none"> • To gain the comprehensive understanding of polymers and green chemistry • To gain knowledge in electrochemistry, spectroscopic techniques and molecular machines. • To get insight on phenomena of material deterioration and develop understanding on control and protective techniques. 						
Course Outcomes						
After completing this course, the students will be able to						
1	Classify macromolecules as materials such as polymers, rubbers and make use of these materials as good engineering materials with improved properties. (BL4)					
2	Apply fundamentals of electrochemistry and electro analytical techniques and judge a suitable storage device for desired engineering applications. (BL5)					
3	Choose certain spectroscopic techniques for analysis of compounds and explain the behaviour of materials as molecular switches. (BL5)					
4	Classify various types of material deterioration phenomena and identify suitable control and protective techniques. (BL4)					
5	Explain the principles of green chemistry and develop understanding on nanomaterials and harnessing of solar energy. (BL5)					
6	Choose suitable material, analytical technique for identification, analysis and develop an understanding on material use, protection and energy storage. (BL6)					

SYLLABUS

Unit I- HIGH POLYMERS

8 hr

Introduction – Stereospecific Polymers; Types of Polymerizations – Co-ordination polymerization - Ziegler – Natta Catalysis – Mechanism; Plastics –Types - Thermoplastics – Thermosets –Differences; Preparation, Properties and Applications of –PVC - Teflon – Bakelite – Nylon; Rubbers – Natural - Synthetic –Vulcanization; Preparation, properties and applications of - BUNA – S, Thiokol rubber; Fiber Reinforced Plastics – Introduction - Types of FRP – Aramids – Kevlar and Nomex; Conducting polymers - Introduction – Classification – Intrinsic and extrinsic – Applications.

Unit II – ELECTROCHEMISTRY AND ITS APPLICATIONS

8 hr

Introduction - Electrode Potential – Measurement of electrode potential - Electrochemical series; Expression for electrode potential – Electrochemical cell – EMF of the cell; Storage devices – Classification – Primary – Leclanché cell; Secondary - Solid state battery / Lithium-ion battery; Flow Cells - Fuel cells – Hydrogen – Oxygen fuel cell, Methanol – Oxygen fuel cell - Solid Oxide Fuel Cells; pH Metry; Conductometry; Potentiometry - Principle – Applications.

B.Tech. Mechanical Engineering

Unit III – SPECTROSCOPY AND MOLECULAR SWITCHES

8 hr

Introduction to spectroscopy - Electromagnetic radiation; Classification – Absorption and Emission spectroscopy; Laws of Absorption – Derivation of Beer – Lambert’s law – Significance; UV – Visible Spectroscopy - 1 – Introduction – Principle; UV – Visible Spectroscopy – 2 - Instrumentation (block diagram) – Applications; Infra – Red Spectroscopy - 1 – Introduction to Infra - Red Spectroscopy – Principle; Infra – Red Spectroscopy – 2 - Instrumentation (block diagram) – Applications; Molecular switches - NOR and NOT logic gate operators - Characteristics - Rotaxanes and Catenanes as artificial molecular machines.

Unit IV – Corrosion

8 hr

Chemical Corrosion – Mechanism - Pilling Bed worth rule; Electrochemical Corrosion - Mechanism - Difference between dry and wet corrosion - Galvanic series; Types of Corrosion - Differential aeration corrosion, galvanic corrosion, pitting corrosion, waterline corrosion and stress corrosion; Factors influencing rate of corrosion - Metal-based factors and Environment based factors; Corrosion control Methods – Proper design, Use of Pure metal, Use of Alloy; Cathodic protection – Sacrificial Anodic protection method – Impressed current cathodic protection method- Use of Inhibitors; Protective coatings - Types - Metal Coatings – Anodic - Galvanizing and Cathodic Coating – Tinning; Passivation and Pourbaix diagram - Pourbaix diagram.

Unit V – Concepts of Green Chemistry, Nano Chemistry and Solar Energy

8 hr

Green Chemistry - Introduction - Principles of Green Chemistry; Applications – Any green two reactions; Nanomaterials - Introduction – Classification; Synthesis of Nano material by Top down and bottom-up approach; CVD Method – Sol gel method – Synthesis of iron oxide nano particles; Carbon nano tubes – Introduction - Classification – Applications; Harnessing of Solar Energy – Construction and Working of PV Cell; Solar collectors – Concentrating.

LEARNING RESOURCES

TEXTBOOKS:

1. Jain and Jain, *Engineering Chemistry*, 17th ed. New Delhi, India: Dhanpat Rai Publications, 2015.
2. S.S. Dara, *Text Book of Engineering Chemistry*, 12th ed. New Delhi, India: S. Chand, 2006.
3. Y. Bharathi Kumari, *Text Book of Engineering Chemistry*, For JNTU R23 Hyderabad, India: VGS Publications, 2023

REFERENCE BOOKS:

1. T. F. Yen, *Chemistry for Engineers*, London, U.K.: Imperial College Press, 2008.
2. S. K. Chawla, *Engineering Chemistry*, latest ed. New Delhi, India: Dhanpat Rai & Co., 2017.

B.Tech. Mechanical Engineering

COs and Unit Catchment matrix

CO	Blooms levels	Unit I	Unit II	Unit III	Unit IV	Unit V
C01	BL4	×				
C02	BL5		×			
C03	BL5			×		
C04	BL4				×	
C05	BL5					×
C06	BL6	×	×	×	×	×

B.Tech. Mechanical Engineering

R24MMATT001	LINEAR ALGEBRA AND DIFFERENTIAL EQUATIONS (Common to all branches)					
	Total Contact Hours	42 (L)	L	T	P	C
	Pre-requisite	Basic Calculus and Matrices	3	1	0	3
Course Objective						
To equip the students with standard concepts and tools of mathematics to handle various real-world problems and their applications.						
Course Outcomes						
After completing this course, the students will be able to						
1	Solve system of equations by Direct methods. (BL3)					
2	Make use of Linear Algebra techniques to find higher powers and inverse of Matrices. (BL3)					
3	Solve first order differential equations and make use of them to deal with real word problems like law of cooling, growth, and decay. (BL3)					
4	Solve the higher order differential equations to make use of them to deal with real word problems. (BL3)					
5	Make use of Laplace transforms to solve initial value problems. (BL3)					
6	Formulate Mathematical models and estimate appropriate physical quantities. (BL6)					
SYLLABUS						
Unit I	LINEAR ALGEBRA-1					8 hr
Rank; Consistency criteria; Non homogeneous systems; Homogeneous systems; Characteristic equation; Eigen values; Eigen vectors; Properties.						
Unit II	LINEAR ALGEBRA-2					8 hr
Cayley-Hamilton Theorem; Higher powers; Matrix polynomials; Inverse of Matrix; Diagonalization; Quadratic forms (QF); Canonical forms (CF); Reduction of QF to CF.						
Unit III	FIRST ORDER DIFFERENTIAL EQUATIONS & APPLICATIONS					8 hr
Linear Differential Equations (DE); Solving Linear DE; Bernoulli's DE; Solving Bernoulli's DE; Exact DE; Non-exact DE; Newton's law of cooling; laws of natural growth and decay.						
Unit IV	HIGHER ORDER DIFFERENTIAL EQUATIONS					8 hr
Homogeneous linear differential equations (DE)-1; Homogeneous linear DE -2; Non homogeneous linear DE (e^{ax}); Non homogeneous linear DE ($\sin ax / \cos ax$); Non homogeneous linear DE (x^k); Non homogeneous linear DE ($e^{ax} v(x)$); Particular integrals; Method of variation of parameters.						
Unit V	LAPLACE TRANSFORMS					8 hr
Laplace transform (LT) of elementary functions-1; LT of elementary functions-2; LT using elementary properties-1; LT using elementary properties-2; Inverse LT (Partial Fractions); Convolution theorem; Initial value problems (IVP); Solving IVP.						
LEARNING RESOURCES						
TEXT BOOKS:						
1	B.S.Grewal, Higher Engineering Mathematics, 44/e, Khanna Publishers, 2017.					
2	T.K.V. Iyengar et al, Engineering Mathematics, S. Chand Publishers, Revised edition.					

B.Tech. Mechanical Engineering

REFERENCE BOOKS:

1	Erwin Kreyszig, Advanced Engineering Mathematics, 10/e, John Wiley & Sons, 2011.
2	B.V. Ramana, Higher Engineering Mathematics, Tata McGraw Hill New Delhi, 11th Reprint, 2010.
3	T. Veerarajan, Higher Engineering Mathematics, Tata McGraw-Hill, 2008.

Bloom's level - Units catchment articulation matrix

CO	Blooms Level	Unit I	Unit II	Unit III	Unit IV	Unit V
CO1	BL 3	x				
CO2	BL 3		x			
CO3	BL 3			x		
CO4	BL 3				x	
CO5	BL 3					x
CO6	BL 6	x	x	x	x	x

B.Tech. Mechanical Engineering

R24MMATT002	MULTI VARIABLES AND VECTOR CALCULUS (Common to all branches)						
	Total Contact Hours	42 (L)	L	T	P	C	
	Pre-requisite	Basic Calculus	3	1	0	3	
Course Objective							
To equip the students with standard concepts and tools of mathematics to handle various real-world problems and their applications.							
Course Outcomes							
After completing this course, the students will be able to							
1	Test for maxima and minima for functions of several variables. (BL6)						
2	Evaluate double and triple integrals of functions of several variables in two and three dimensions. (BL5)						
3	Interpret the physical meaning of different operators such as gradient, curl and divergence. (BL5)						
4	Estimate the work done against a field, circulation and flux using vector calculus. (BL6)						
5	Solve the partial differential equations by various methods. (BL3)						
6	Formulate Mathematical models and estimate appropriate physical quantities. (BL6)						
Unit I	MULTIVARIABLE CALCULUS						8 hr
Partial derivative; Total derivative; Chain rule; Taylor's Series for functions of two variables; Maclaurin's series; Jacobian and its properties; Maxima and minima; Lagrange's method of undetermined multipliers.							
Unit II	MULTIPLE INTEGRALS						8 hr
Double integrals; Double integrals over a region; Double integrals in polar co-ordinates; Change of order; Change of variables in double integrals; Triple integrals; Change of variables; Applications of double and triple integrals.							
Unit III	VECTOR DIFFERENTIATION						8 hr
Gradient; Normal vector to the surface; Angle between surfaces; Directional derivative; Divergence; Solenoidal vector; Curl of a vector; Irrotational vector.							
Unit IV	VECTOR INTEGRATION						8 hr
Line integral; Circulation; Work done; Surface integral; Volume integral; Green's theorem; Gauss divergence theorem; Stokes theorem (without proofs).							
Unit V	PARTIAL DIFFERENTIAL EQUATIONS (PDE)						8 hr
Formation of PDE (Eliminating arbitrary constants); Formation of PDE (Eliminating arbitrary functions); Lagrange's Linear PDE-1; Lagrange's Linear PDE-2; Homogeneous Linear PDE; Homogeneous Linear PDE (e^{ax+by}); Homogeneous Linear PDE (\sin or $\cos(ax + by)$); Homogeneous Linear PDE ($x^m y^n$).							
LEARNING RESOURCES							
TEXT BOOKS:							
1	B.S. Grewal, Higher Engineering Mathematics, 44/e, Khanna Publishers, 2017.						
2	T.K.V. Iyengar et al, Engineering Mathematics, S. Chand Publishers, Revised edition						
REFERENCE BOOKS:							
1	Erwin Kreyszig, Advanced Engineering Mathematics, 10/e, John Wiley & Sons, 2011.						
2	B.V. Ramana, Higher Engineering Mathematics, Tata McGraw Hill New Delhi, 11th Reprint, 2010.						
3	T. Veerarajan, Higher Engineering Mathematics, Tata McGraw-Hill, 2008.						

B.Tech. Mechanical Engineering

Bloom's level - Units catchment articulation matrix

CO	Blooms Level	Unit I	Unit II	Unit III	Unit IV	Unit V
CO1	BL 6	x				
CO2	BL 5		x			
CO3	BL 5			x		
CO4	BL 6				x	
CO5	BL 3					x
CO6	BL 6	x	x	x	x	x

B.Tech. Mechanical Engineering

R24MCHYL001	CHEMISTRY LAB (Common to All Branches)					
	Total Contact Hours	28 (P)	L	T	P	C
	Pre-requisite	Basics of 10 + 2 Chemistry	0	0	2	1
Course Objective: This course aims to help students						
• To verify the fundamental concepts with experiments						
Course Outcomes: After completing this course, the students will be able to						
1	Determine total hardness, dissolved oxygen, strength of acid in a lead acid battery, using volumetric analysis					
2	Explain conductometric, potentiometric, pH metric titrations and colorimetric determinations.					
3	Explain the synthesis of a polymer, nanomaterials.					

List of Experiments

1. Determination of HCl using sodium carbonate.
2. Determination of Strength of an acid in Pb-Acid battery.
3. Determination of Iron (II) using potassium dichromate.
4. Determination of Hardness of a groundwater sample.
5. Determination of Dissolved oxygen in ground water sample.
6. Potentiometric titration of Fe (II) with potassium dichromate.
7. Conductometric titration of Strong acid VS Strong base.
8. Conductometric titration of Weak acid VS strong base.
9. pH metric titration of strong acid and strong base.
10. Determination of percentage of Iron in Cement sample by colorimetry.

Additional Experiments

1. Preparation of nanomaterials by precipitation method.
2. Preparation of Bakelite.
3. Determination of Cell constant of a conductivity cell.

Advanced Design Experiments

1. Determination of viscosity of polymer solution using viscosimeter.
2. Measurement of 10Dq by spectrophotometric method.

TEXTBOOKS

1. A.I. Vogel, "Quantitative Chemical Analysis," 6th ed. Boston, MA, USA: Cengage Learning, 2000.
2. D. A. Day and A. L. Underwood, Quantitative Chemical Analysis. Upper Saddle River, NJ, USA: Prentice Hall, 1991.
3. K. Mukkanti, Practical Engineering Chemistry. Hyderabad, India: B.S. Publications, 2009.

REFERENCE BOOKS:

1. J. Cherukui, Laboratory Manual of Engineering Chemistry-II, VGS Techno Series, 2012.
2. Department of Chemistry, MVGR College of Engineering, Laboratory Manual.

B.Tech. Mechanical Engineering

R24MCIVT001	ENVIRONMENTAL STUDIES					
	Total Contact Hours	28(L)	L	T	P	C
	Pre-requisite	NIL	2	0	0	2
Course Objective						
This course aims to impart a deep understanding of environmental processes, climate change, biodiversity, ecosystem functionality, and lifestyle impacts. Equipped with this knowledge, students will advocate for climate mitigation and combat climate change effectively.						
Course Outcomes: After completing this course, the students will be able to						
1	Develop comprehensive environmental management and conservation plans (BL6)					
2	Create programs for energy, water conservation, and waste reduction. (BL6)					
3	Formulate proposals for combating climate change (BL6)					
4	Develop models to study climate dynamics and impacts (BL6)					
5	Develop strategies to mitigate climate change impacts (BL6)					
SYLLABUS						
Unit I	INTRODUCTION TO ENVIRONMENTAL STUDIES					5 hr
Biodiversity and ecosystem functionality; Natural resources; Environmental pollution; Environmental episodes; Environmental legislation.						
Unit II	LIFE STYLE FOR ENVIRONMENT					5 hr
Sustainability Challenges; Save Energy; Save Water; Reduce waste; Healthy Lifestyles.						
Unit III	INTRODUCTION TO CLIMATE CHANGE					5 hr
Carbon cycle; Earth's Climate System; Weather and Climate; Understanding Microclimate; Policy initiatives to Combat Climate Change.						
Unit IV	SCIENCE BEHIND THE CLIMATE CHANGE – 1					5 hr
Greenhouse gas effect; Paleoclimate; Energy Balance; Water Cycle; Atmospheric motion.						
Unit V	SCIENCE BEHIND THE CLIMATE CHANGE – 2					5 hr
Ocean changes; Cryosphere dynamics; Volcanoes; Biosphere and climate regulation; Mitigation strategies.						
LEARNING RESOURCES						
TEXTBOOKS:						
1	E. Bharucha, <i>Textbook of Environmental Studies for Undergraduate Courses</i> , 2nd ed. Hyderabad, India: Universities Press, 2012.					
2	J.K. Arora, B.K. Tyagi, K.S. Bath, R. Bal, and S.S. Ladhar, <i>Activity Book on Climate Change</i> . Punjab State Council for Science & Technology, 2022.					
REFERENCE BOOKS:						
1	R. T. Wright and D. F. Boorse, <i>Environmental Science: Toward a Sustainable Future</i> , 13th ed. Boston, MA: Pearson, 2017.					
2	United Nations Development Programme, <i>Climate Box. An interactive learning toolkit on climate change</i> . New York, NY, 2018.					
ADDITIONAL REFERENCE MATERIAL						
1	https://missionlife-moefcc.nic.in/Download-Creatives-Save-Energy.php?id=MTE=					
ONLINE COURSES						
1	https://enterprise.edx.org/APSCHE/program/df4909e1-a837-4c49-b575-a909c3990bf8/progress					

B.Tech. Mechanical Engineering

Bloom's level - Units catchment articulation matrix

CO	Blooms Level	Unit I	Unit II	Unit III	Unit IV	Unit V
CO1	BL6	X				
CO2	BL6		X			
CO3	BL6			X		
CO4	BL6				X	
CO5	BL6					X

B.Tech. Mechanical Engineering

R24MENGT001	LANGUAGE PROFICIENCY					
	Total Contact Hours	28 (L)	L	T	P	C
	Pre-requisite	---	2	0	0	2
Course Objective						
The student will be able to apply the concepts of comprehension, Interpretation and structured presentation in varied contexts and demonstrate skilled communication.						
Course Outcomes						
1	Demonstrate the skill to comprehend, analyze and interpret information. (BL 3)					
2	Demonstrate the skill of structured thinking. (BL 3)					
3	Demonstrate Competency to summarize and paraphrase content in different materials. (BL 3)					
4	Demonstrate application of the skills of presentation in writing and speaking, meeting the requirement of the concept of constructive presentation. (BL 3)					
5	Demonstrate the skill to Communicate effectively in a group (BL 3)					
SYLLABUS						
Unit I	VOCABULARY ENRICHMENT: Understanding the meaning of a word by identifying the context – The technique; presenting an idea using a set of words; Vocabulary mind mapping; word choice & Connotation. Collocations. Understanding Jargon.					5 hr
Unit II	THE ART OF READING: Understanding the process of reading; Reading an article and assimilating the rhetoric; Skimming & scanning a piece of text; Reading fiction to understand writer’s perspective; The art of analyzing and appreciating a literary text.					5 hr
Unit III	LISTENING & COMPREHENDING: Understanding the process of listening; Watching travel documentaries to master the technique of active listening; making a brochure; watching a film and drafting a review; watching interviews of successful entrepreneurs and sharing the take-away concepts/ideas; Watching documentaries on ‘Engineering marvels’ and sharing impressions.					5 hr
Unit IV	WRITING FOR COMMUNICATION: Basics in writing; The technique of persuasion; genres of writing - Narrative writing, descriptive writing, expository writing; nuances of Journal writing; Letter Writing & its etiquette. Email writing & etiquette.					5 hr
Unit V	EXPRESSING ONESELF: Introducing oneself; Ted talk and the concept of structured presentation; Case debates on contemporary problems; open discussions on different perspectives of living – Adventures, society & life, science & religion, sports, cinema. Dialogues & language experimentation- Staging skits on relevant social themes.					5 hr
REFERENCE BOOKS:						
1	Seely, John. <i>Oxford guide to effective Writing and Speaking</i> . Oxford Press. 2022.					
2.	Atkins, Ros. <i>The art of explanation</i> . Wildfire publications. 2023.					

B.Tech. Mechanical Engineering

WEB RESOURCES:

1. www.purdueowl.com
2. www.voanews.com
3. www.learningenglish.vn
4. www.prowritingaid.com
5. www.eslcafe.com
6. www.5minutesenglish.com
7. www.livinglanguage.com
8. www.newslevels.com

Bloom's level - Units catchment articulation matrix

CO	Blooms Level	Unit I	Unit II	Unit III	Unit IV	Unit V
CO1	BL3	X				
CO2	BL3		X			
CO3	BL3			X		
CO4	BL3				X	
CO5	BL3					X

B.Tech. Mechanical Engineering

R24MSCSL001	OFFICE TOOLS AND SOCIAL MEDIA ETIQUETTE					
	Total Contact Hours	42 (P)	L	T	P	C
	Pre-requisite	-	0	0	3	2
Course Objective						
<ul style="list-style-type: none"> To get hands-on exposure to office automation software. To perform basic data analysis tasks using spreadsheets. To practice methods of social media etiquette and digital wellbeing. 						
Course Outcomes						
After completing this course, the students will be able to						
1	Create documents and letters for professional communication.					
2	Analyze and interpret data and provide effective visualization.					
3	Create presentations and slideshows.					
4	Practice various mechanisms of social media etiquette.					
LIST OF EXPERIMENTS						
1	Create a simple document containing tables, images, smart art and flowchart symbols. Apply various font styles, sizes, designs, bullet points and page layouts.					
2	Create a document containing hyperlinks, equations, symbols and charts. Apply various header and footer formats, bookmarks and macros.					
3	Create a document with citations, bibliography, table of figures, cross-reference and index.					
4	Create a simple presentation with various layouts, background design, fonts and geometric shapes with different effects					
5	Create a presentation with transitions, animations with timings and audio files.					
6	Create a presentation with hyperlinks to internal slides, external files and language translator.					
7	Create a spreadsheet using numerical data and perform various mathematical, statistical and engineering operations using built-in formulae.					
8	Create a spreadsheet using text data and perform Text operations like search, replace, concatenate, trim etc.; use Date format to perform various Date & Time operations.					
9	Create a spreadsheet using numerical data which is imported from real time datasets and perform visualization using graphs, pivot charts etc.					
10	Create a spreadsheet using all available data formats and perform data migration, validation and consolidation.					
11	Create digital profile on LinkedIn and observe patterns of a professional profile. Follow influential people from technology and software domain.					
12	Create a social media profile on any latest platform following social media etiquette and mark a professional digital footprint.					
LEARNING RESOURCES						
ONLINE COURSES						
1	https://books.libreoffice.org/en/					
2	https://www.w3schools.com/googlesheets/					
3	https://support.microsoft.com/en-us/training					
4	https://www.office.com/					
5	https://www.google.com/docs/about/					
6	https://workspace.google.com/products/sheets/					
7	https://in.linkedin.com/					
8	https://www.rd.com/list/social-media-etiquette/					

B.Tech. Mechanical Engineering

R24MENGT002	CONSTITUTIONAL VALUES					
	Total Contact Hours	28(L)	L	T	P	C
	Pre-requisite	2	0	0	2
Course Objective						
The course aims at creating awareness regarding different provisions enshrined in the Constitution and makes students understand the concept of Fundamental Rights.						
Course Outcomes						
1	Demonstrate understanding of the principles of the Constitution of India. (BL 3)					
2	Demonstrate understanding of Constitutional values. (BL 3)					
3	Demonstrate understanding of Fundamental Rights and their relevance. (BL 3)					
4	Demonstrate understanding of the role of Judiciary in the interpretation and protection of Fundamental Rights. (BL 3)					
5	Demonstrate understanding of the role of institutions like National Human Rights Commission in the protection of Fundamental Rights. (BL 3)					
SYLLABUS						
Unit I	Constitution & Democracy; Understanding the spirit of Indian Constitution; Constitutional Values – social, economic and political Justice; Liberty in thought, expression, belief, faith and worship, equality before law, Fraternity.					5 hr
Unit II	Interpretation of Articles 14 -31: Right to equality (Articles 14 -18); Right to freedom (Articles 19-22); Right against exploitation (Articles 23-24).					5 hr
Unit III	Right to freedom of Religion (Articles 25-28); Cultural and educational Rights (Articles 29-30).					5 hr
Unit IV	Right to Life and personal liberty (Article 21); Right to constitutional remedies (Article 32).					5 hr
Unit V	Role of Judiciary and other institutions in the protection of Fundamental Rights; Case Studies.					5 hr
LEARNING RESOURCES						
REFERENCE BOOK:						
1	Durga Das Basu, et al., <i>Introduction to the Constitution of India</i> , Lexis Nexis, 2022.					

Bloom's level - Units catchment articulation matrix

CO	Blooms Level	Unit I	Unit II	Unit III	Unit IV	Unit V
CO1	BL3	X				
CO2	BL3		X	X	X	X
CO3	BL3		X	X	X	X
CO4	BL3		X	X	X	X
CO5	BL3					X

B.Tech. Mechanical Engineering

R24MMECW001		ENGINEERING WORKSHOP							
		Total Contact Hours	14 (L) + 28(P)			L	T	P	C
		Pre-requisite	Nil			1	0	2	2
Course Objective									
To familiarize students with different useful trades widely used in day- today practice.									
Course Outcomes									
Student able to									
1	Identify various trades and perform related work at a preliminary level.								
2	Select and use proper tools for the different tasks								
3	Address troubleshoots in real-life and get rid of dependency.								
4	Ability to design and model different prototypes using different trades								
5	Demonstrate the safety practices to be applied on different trades								
Module 1	Carpentry shop 1.1. Introduction to various types of wood such as Teak, Mango, Sheesham, etc. (Demonstration and their identification). 1.2. Demonstration, function and use of commonly used hand tools. Care, maintenance of tools and safety measures to be observed. Job I Marking, sawing, planning and chiselling & their practice 1.3. Introduction to various types of wooden joints, their relative advantages and uses. Preparation of half lap joint, Preparation of Mortise and Tenon Joint 1.4.Safety precautions in carpentry shop. 1.5 Hands on experience in carpentry for making duster. 1.6 Hands on experience in carpentry for making day-today used products and wood requirement.								
Module 2	Plumbing: 2.1. Introduction to plumbing tools, common materials used in plumbing. 2.2. Description and demonstration of simple operations in plumbing 2.3.Care, Safety precautions and maintenance of plumbing tools and setup. 2.4 Design a plumbing layout for domestic applications. 2.5 Address trouble shootings in basic plumbing emergencies.(Spindle replacement in taps, water tap replacement, leakage of a tap)								
Module 3	House wiring – 3 3.1 Study, demonstration and identification of common electrical materials such as wires, cables, switches, fuses, PVC Conduits. 3.2 Study of electrical safety measures and demonstration about use of protective devices such as fuses, and relays including earthing. 3.3 Selection of wires (color code) and identification of electrical components in house hold. 3.4 House wiring for specific requirement from main panel and usage of multimeter. 3.5 Load calculation given connected utilities and cost estimation								
Module 4	Fabrication – 4: 4.1 Introduction to welding 4.2. Description about fabrication peripherals such as protection shield, welding machine types, electrode nomenclature. 4.3. Safety measures in welding practice 4.4 Fabrication of an useful component/ product using different weld joints.								
Module 5	Assembly and Disassembly: 5.1 Introduction to machine parts, tools and accessories used for assembly and								

B.Tech. Mechanical Engineering

	disassembly of a machine 5.2. Functions of all parts and their importance 5.3 Care and safety precautions during the work. 5.4 Assembly and disassembly of automobile (Replacement of vehicle tyre) 5.5 Assembly and disassembly of mechanical unit (machine).
LEARNING RESOURCES	
TEXT BOOKS:	
1	K.C. John, <i>Mechanical workshop practice</i> , second edition, PHI learning, 2010.
2	Bruce J. Black, <i>Workshop Processes, Practices and Materials</i> , Routledge publishers, 5th Edn. 2015.
3	B.S. Raghuwanshi, <i>A Course in Workshop Technology Vol I. & II</i> , , Dhanpath Rai & Co., 2015 & 2017.
REFERENCE BOOKS:	
1	S. K. Hajra Choudhury, Hajra Choudhury, A K, Roy, Nirjhar, Bhattacharya, S C. <i>Elements of Workshop Technology, Vol. I</i> , 14th edition, Media Promoters and Publishers, Mumbai. 2007.
2	H. S. Bawa, <i>Workshop Practice</i> , Tata-McGraw Hill, 2004.
3	Soni P.M. & Upadhyay P.A, <i>Wiring Estimating, Costing and Contracting</i> ; Atul Prakashan, 2021.
ADDITIONAL REFERENCE MATERIAL	
1	https://mrcet.com/downloads/hs/EWS-ITWS%20%20LAB%20MANUAL.pdf
2	https://sjce.ac.in/wp-content/uploads/2018/04/Workshop-Laboratory-Manual.pdf
3	https://manavrachna.edu.in/latest/virtual-lab-workshop-for-first-year-engineering-students-mru/

B.Tech. Mechanical Engineering

R24MPHYT001	PHYSICS					
	Total Contact Hours	42(L)	L	T	P	C
	Pre-requisite	Higher Secondary School Physics	3	0	0	3
Course Objective						
To bridge the gap between the Physics in school at 10+2 level and UG level engineering courses by introducing the learners to domains like crystallography, light wave phenomena, coherent radiation, quantum etiquettes, and magneto-dielectric materials.						
Course Outcomes						
After completion of the course, the students will be able to						
1	Examine the crystallographic phase of the unknown specimen by using X-ray diffraction method. (BL4)					
2	Categorize the dielectric polarization mechanisms, and classify the magnetic material for an intended application. (BL4)					
3	Analyze the intensity variation of light due to interference, diffraction and polarization. (BL4)					
4	Analyze the production of laser in the given medium; and categorize the optic fiber for envisioned communication requirements. (BL4)					
5	Deduce the quantized aspects of a particle in a potential box; analyze the semiconductor carrier concentrations, and inspect their type by using the Hall effect. (BL4)					
6	Elaborate the crystallographic phase, magneto-dielectric physiognomies, optical phenomena, and the essentials of photonics, quantum confinement effects, and the rudiments of semiconductor band model. (BL6)					
SYLLABUS						
Unit I	CRYSTAL PHYSICS					8 hr
Space Lattice- Unit cell- Crystal systems; Bravais lattices; Atomic packing fraction- Simple Cubic- BCC- FCC structures; Diamond cubic structure- Calculation of lattice constant; Crystal planes- Directions- Miller indices; Distance between successive h k l planes; X-ray Diffraction- Bragg's law; Powder X-ray diffraction method- Applications.						
Unit II	MAGNETIC AND DIELECTRIC MATERIALS					8 hr
Magnetic dipole moment – Permeability- Magnetization- Atomic origin of magnetism; Dia, Para, Ferro, Anti-ferro and Ferrimagnetic materials; Hysteresis- Soft and Hard magnetic materials; Dielectric constant- Displacement Vector- Dielectric polarization – Relation between the electric vectors; Electronic polarization; Ionic polarization- Orientation polarization (Qualitative); Internal field in dielectrics; Clausius-Mossotti relation in dielectrics;						
Unit III	WAVE OPTICS					8 hr
Principle of Superposition- Theory of interference fringes; Interference in thin film- Cosine law; Newton's rings-Applications; Diffraction at a single slit- Intensity distribution; Diffraction at N-parallel slits; Polarization by reflection- Brewster's law; Double refraction; Quarter and Half wave plates						
Unit IV	PHOTONICS					8 hr
Absorption, Spontaneous and Stimulated emission of radiation; Einstein coefficients- Relation between the coefficients; Laser- Characteristics- Applications; Population inversion (3-level)- Components of laser system; Ruby laser- Construction- Working- Advantages; Optic fiber- Principle- Components of fiber; Numerical aperture- Acceptance angle- Acceptance cone; Classification of optic fiber- Step Index- Graded Index fibers.						
Unit V	QUANTUM PHYSICS AND SEMICONDUCTORS					8 hr
Matter Wave- de Broglie wavelength of matter wave; Uncertainty principle- Wave function- Physical significance; Schrodinger Time-independent wave equation; Particle in a 1D potential box- Energies and Wave functions; Fermi-Dirac distribution function- Distinction between metals, insulators and semiconductors; Intrinsic semiconductors- Carrier concentration- Fermi level; Extrinsic						

B.Tech. Mechanical Engineering

semiconductors- Carrier concentration; Hall effect	
LEARNING RESOURCES	
TEXT BOOKS:	
1	B.K. Pandey and S. Chaturvedi, <i>Engineering Physics</i> , Second edition. Cengage Learning, 2021.
2	M. N. Avadhanulu, P.G.Kshirsagar and TVS Arun Murthy, <i>A Text book of Engineering Physics</i> , Eleventh edition. S.Chand Publications, 2019.
REFERENCE BOOKS:	
1	Hitendra K. Malik and A.K. Singh, <i>Engineering Physics</i> , Second edition. Mc. Graw Hill Publishers, 2017.
2	M.R. Srinivasan, <i>Engineering Physics</i> , Second edition. New Age International Publishers, 2021.
3	Shatendra Sharma and Jyotsna Sharma, <i>Engineering Physics</i> , First edition. Pearson Education, 2018.
ADDITIONAL REFERENCE MATERIAL:	
1	https://www.youtube.com/watch?v=GQ5XpeS3e3U&list=PLLy_2iUCG87B_Tmfs0y2tR8GNlkyRIKpW
2	https://archive.nptel.ac.in/courses/112/106/112106227/
3	https://archive.nptel.ac.in/courses/122/107/122107035/
4	https://archive.nptel.ac.in/courses/104/104/104104085/ https://archive.nptel.ac.in/courses/115/107/115107095/
5	https://archive.nptel.ac.in/courses/115/101/115101107/ https://archive.nptel.ac.in/courses/108/108/108108122/

Bloom's level - Units catchment articulation matrix

CO	Blooms Level	Unit I	Unit II	Unit III	Unit IV	Unit V
CO1	BL4	X				
CO2	BL4		X			
CO3	BL4			X		
CO4	BL4				X	
CO5	BL4					X
CO6	BL6	X	X	X	X	X

B.Tech. Mechanical Engineering

R24MMATT003	PROBABILITY AND STATISTICS AND NUMERICAL METHODS (CIV, MEC & CHE)					
	Total Contact Hours	42 (L)	L	T	P	C
	Pre-requisite	Basic calculus and probability	3	1	0	3
Course Objective						
To equip the students with standard concepts and tools of mathematics to handle various real-world problems and their applications.						
Course Outcomes						
After completing this course, the students will be able to						
1	Analyze and comprehend the properties of different statistical distributions. (BL4)					
2	Utilize statistical techniques to analyze bivariate data. (BL3)					
3	Test a hypothesis concerning means and proportions for large samples. (BL6)					
4	Solve algebraic and transcendental equations and use numerical techniques for interpolation. (BL3)					
5	Apply Numerical methods to solve initial value problems and do numerical integration. (BL3)					
6	Formulate Mathematical models and estimate appropriate physical quantities. (BL6)					
SYLLABUS						
Unit I	RANDOM VARIABLES & PROBABILITY DISTRIBUTIONS					8 hr
Discrete Random Variable; Discrete Probability Distribution; Expectation of Discrete random variable; Continuous random variable; Continuous probability distribution; Normal distribution; Probabilities of normal variable; Parameters of normal variable.						
Unit II	STATISTICAL METHODS					8 hr
Fitting of Linear Curve-1; Fitting of Linear Curve-2; Fitting of Parabola; Fitting of Exponential Curve; Fitting of Power Curve; Correlation-1; Correlation-2; Regression.						
Unit III	SAMPLING DISTRIBUTIONS AND TESTING OF HYPOTHESIS (LARGE SAMPLES)					8 hr
Sampling Distribution of Means with replacement; Sampling Distribution of Means without replacement; Confidence interval for means; Confidence interval for proportions; Testing of Hypothesis for single mean; Testing of Hypothesis for two means; Testing of Hypothesis for single proportion; Testing of Hypothesis for two proportions.						
Unit IV	NUMERICAL METHODS-1					8 hr
Bisection Method; Regula-Falsi Method; Newton-Raphson Method; Finite Differences and Symbolic operations; Newton Forward interpolation-1; Newton Forward interpolation-2; Newton Backward interpolation; Lagrange's interpolation.						
Unit V	NUMERICAL METHODS-2					8 hr
Trapezoidal rule-1; Trapezoidal rule-2; Simpson's 1/3 rule; Simpson's 3/8 rule; Taylor's Series method; Euler's method; Runge-Kutta method of 2 nd order; RK method of 4 th order.						
LEARNING RESOURCES						
TEXT BOOKS:						
1	RE Walpole, SL Mayeres & K May, Probability and Statistics for Engineers & Scientists, 3/e, Pearson Publishers					
2	T.K.V. Iyengar et al, Probability and Statistics, S. Chand Publications, Revised edition.					
3	B.S. Grewal, Higher Engineering Mathematics, 44/e, Khanna Publishers, 2017.					
REFERENCE BOOKS:						
1	Erwin Kreyszig, Advanced Engineering Mathematics, 10/e, John Wiley & Sons, 2011					
2	B.V. Ramana, Higher Engineering Mathematics, Tata McGraw Hill New Delhi, 11th Reprint, 2010					
3	T. Veerarajan, Higher Engineering Mathematics, Tata McGraw-Hill, 2008					

B.Tech. Mechanical Engineering

Bloom's level - Units catchment articulation matrix

CO	Blooms Level	Unit I	Unit II	Unit III	Unit IV	Unit V
CO1	BL 4	x				
CO2	BL 3		x			
CO3	BL 6			x		
CO4	BL 3				x	
CO5	BL 3					x
CO6	BL 6	x	x	x	x	x

B.Tech. Mechanical Engineering

R24MMECT001	ENGINEERING MECHANICS					
	Total Contact Hours	42 (L)	L	T	P	C
	Pre-requisite	Mathematics & Physics	3	0	0	3
Course Objective						
Students will gain understanding of different types of force systems and various methods to solve the problems of statics and dynamics						
Course Outcomes						
After completing this course, the students will be able to						
1	Apply the concepts of statics to determine the resultant of different force systems (BL3)					
2	Analyze trusses and coplanar force systems including friction using equations of equilibrium (BL4)					
3	Determine the centroids, center of gravity and moment of inertia of different geometrical shapes (BL5)					
4	Apply the D'Alembert's principle, work-energy and Impulse momentum methods for particle and rigid body motion (BL3)					
5	Justify various methods of approach to analyse particle and rigid body motion (BL5)					
6	Formulate and analyse the particles/bodies using the concepts of engineering mechanics (BL6)					
SYLLABUS						
Unit I	RESULTANT AND EQUILIBRIUM OF SYSTEMS OF FORCES					8 hr
<p>Resultant of Force Systems Basic Concepts like Parallelogram Law and triangle law of Forces, Resultant of Coplanar Concurrent Forces; Resultant of Coplanar non Concurrent Forces; Moment of a Force and couple; Components In Space and Its Resultant;</p> <p>Equilibrium of Forces Free Body Diagrams, Equilibrium of Coplanar Concurrent Forces; Equilibrium of Coplanar Parallel Forces; Equilibrium of Coplanar Neither Parallel Nor Concurrent Forces; Types of loads, Types of Beams.</p>						
Unit II	BASIC STRUCTURAL ANALYSIS & FRICTION					8 hr
<p>Trusses: Definition, Types of plane trusses, Perfect plane Trusses, How to determine if a member is in tension or compression; Method of Joints; Method of Sections; Zero force members;</p> <p>Friction: Types of friction, Limiting friction, Laws of Friction; Impending Motion; wedge friction; Ladder friction.</p>						
Unit III	CENTROID AND MOMENT OF INERTIA					8 hr
<p>Centroid: Centroids of simple figures (from basic principles); Centroids of Composite Figures; Pappus theorems; Centre of gravity of simple body (from basic principles); Centre of gravity of composite bodies;</p> <p>Area Moments of Inertia: Definition– Polar Moment of Inertia, Transfer Theorem; Moments of Inertia of Composite Figures;</p> <p>Mass Moment of Inertia: Moment of Inertia of Masses, Transfer Formula for Mass Moments of Inertia.</p>						
Unit IV	INTRODUCTION TO KINEMATICS & KINETICS					8 hr
<p>Introduction to Kinematics: Rectilinear motion; curvilinear motion; Inclined projection; Rotation about fixed axis; Kinematics of plane motion;</p> <p>Introduction to Kinetics of Rigid Bodies: Basic terms, D'Alembert's principle; kinetics of connected bodies; Kinetics of rigid body rotation.</p>						

B.Tech. Mechanical Engineering

Unit V	ENERGY & MOMENTUM METHODS	8 hr
Work Energy Method: Work energy principle for translation; Its application in plane motion of connected bodies; Work done by a spring; Work energy principle for fixed axis rotation;		
Momentum Methods: Linear Impulse and momentum; Conservation of momentum; Impact of elastic bodies; Coefficient of restitution.		
LEARNING RESOURCES		
TEXTBOOKS:		
1	S. Timoshenko, D. H. Young, J.V. Rao, and S. Pati, <i>Engineering Mechanics</i> , 5th ed. McGraw Hill Education, 2017.	
2	P.C. Dumir, S. Sengupta, and Srinivas V. Veeravalli, <i>Engineering Mechanics</i> , 1st ed. University Press, 2020	
3	S.S. Bhavikatti, <i>A Textbook of Engineering Mechanics</i> , 4th ed. New Age International Publications, 2018.	
REFERENCE BOOKS:		
1	Rogers and M. A. Nelson, <i>Engineering Mechanics, Statics and Dynamics</i> , 1st ed. McGraw Hill Education, 2017.	
2	I. H. Shames, <i>Engineering Mechanics, Statics and Dynamics</i> , 4th ed. PHI, 2002.	
3	J. L. Meriam and L. G. Kraige, <i>Engineering Mechanics, Volume-I: Statics, Volume-II: Dynamics</i> , 6th ed. John Wiley, 2008.	
ADDITIONAL REFERENCE MATERIAL		
1	Basudev Bhattacharya, <i>Introduction to Statics and Dynamics</i> , 2nd ed. Oxford University Press, 2014.	
2	R.C. Hibbeler, <i>Engineering Mechanics: Statics and Dynamics</i> , 14th ed. Pearson Education, Inc., New Delhi, 2022.	
ONLINE COURSES		
1	https://archive.nptel.ac.in/courses/112/106/112106180/	
2	https://ocw.mit.edu/courses/1-050-engineering-mechanics-i-fall-2007/	

Bloom's level - Units catchment articulation matrix

CO	Blooms Level	Unit I	Unit II	Unit III	Unit IV	Unit V
CO1	BL3	×				
CO2	BL 4	×	×			
CO3	BL 5			×		
CO4	BL3				×	×
CO5	BL5				×	×
CO6	BL6	×	×	×	×	×

B.Tech. Mechanical Engineering

R24MSCST001	PROCEDURAL PROGRAMMING					
	Total Contact Hours	42 (L)	L	T	P	C
	Pre-requisite	-	3	0	0	3
Course Objective						
To develop proficiency in procedural programming using C through fundamental concepts, control structures, arrays, pointers, structures, and file handling.						
Course Outcomes						
After completing this course, the students will be able to						
1	Apply the basics of software, hardware, number systems, and programming concepts to write simple C programs. (BL3)					
2	Implement decision-making and control structures like if-else, switch, loops, and unconditional statements in C programs. (BL3)					
3	Analyze and manipulate arrays and strings, and design modular programs using functions and recursion. (BL4)					
4	Utilize pointers for dynamic memory allocation, pointer arithmetic, and complex data structure manipulation in C programs. (BL3)					
5	Construct and manage complex data structures like structures and unions, and develop file handling operations in C. (BL6)					
6	Design and develop comprehensive C programs by integrating various programming concepts to solve complex problems using procedural programming techniques. (BL6)					
SYLLABUS						
Unit I	INTRODUCTION TO PROGRAMMING					8 hr
Software, hardware, Number Systems (Binary, Hexadecimal, Octal, Decimal); Algorithms, pseudo code; Flowcharts, Program development steps; Structure of c program with example; Tokens, Basic data types; Operators Arithmetic, logical, relational, bitwise; ternary, increment /decrement, special operators, assignment; Built-in Input/output Functions, Expressions, type casting.						
Unit II	SELECTION AND CONTROL STATEMENTS					8 hr
Two way selection statements if, if-else with examples; Nested if with examples; Multiway selection statements - switch with examples; Nested switch with examples, else if ladders with examples; Iterative statements while, do-while with examples; for loop with examples; Nested loops with examples; Un conditional statements; break, continue, goto with examples						
Unit III	INTRODUCTION TO ARRAYS AND STRINGS, MODULAR PROGRAMMING THROUGH FUNCTIONS					8 hr
Array Definition, Declaration and accessing of 1D array; Declaration and accessing of integer 2D array; 2D array applications: matrix addition, multiplication; String definition, declaration and accessing of strings with examples; Function Definition, prototype, declaration and accessing with examples; Parameter passing mechanisms with examples, Scope and Extent of Variables; Storage classes auto, static, Register and extern with examples; Definition of recursion, types of recursion (direct and indirect) Solving problems using recursive approach like finding factorial, Fibonacci series, Towers of Hanoi.						
Unit IV	POINTERS AND DYNAMIC MEMORY ALLOCATION					8 hr
Definition of pointers, declaration, initialization, Pointer arithmetic; Representing 1D array using pointers with examples; Representing 2D arrays using pointers with examples; Pointer to pointer, constant pointers with examples, Pointer to constant variable, void pointer, generic pointer with examples; Pointers to Functions; Difference between static and dynamic memory allocation, Dynamic						

B.Tech. Mechanical Engineering

memory allocation using built-in functions (malloc (), calloc ()) ; Dynamic memory allocation using built-in functions (realloc (), free ()) ; Dangling pointer and unreferenced memory problem		
Unit V	STRUCTURES, UNIONS AND FILE HANDLING	8 hr
Structure definition, declaration, initialization and accessing structure members; Nested structures with examples, arrays of structures; Pointer to structures with examples, Self-Referential structures; Unions, Bitfields, typedef with examples; Concept of a file and file modes, Formatted I/O; File handling functions; fopen (), fclose (), fscanf (), fprintf (); Random access files handling functions, command line arguments ; Text files, Binary files, Differences between text and Binary files, fread (), fwrite ()		
<u>LEARNING RESOURCES</u>		
TEXTBOOKS:		
1	Brian W Kernighan and Dennis M Ritchie, <i>The C programming Language</i> , Second Edition, Pearson, 2015.	
2	Pradip Dey, Manas Ghosh, <i>Programming In C</i> , 2 nd Edition, Oxford Higher Education, 2011.	
REFERENCE BOOKS:		
1	Dr Reema Thareja, <i>Programming in C</i> , Third Edition, Oxford Press, 2023.	
2	Byron Gottfried, <i>Programming with C</i> , Third Edition. Schaums Outlines Series, 2017.	
3	Ajay Mittal, <i>Programming in C - A Practical Approach</i> , Pearson, 2010.	
ONLINE COURSES		
1	https://mvgrce.codetantra.com	
2	www.netacad.com	

Bloom's level - Units catchment articulation matrix

CO	Blooms Level	Unit I	Unit II	Unit III	Unit IV	Unit V
CO1	BL3	X				
CO2	BL3		X			
CO3	BL4			X		
CO4	BL3				X	
CO5	BL6					X
CO6	BL6	X	X	X	X	X

B.Tech. Mechanical Engineering

R24MMECD001	COMPUTER AIDED ENGINEERING DRAWING					
	Total Contact Hours	14(T)+28(P)	L	T	P	C
	Pre-requisite	Nil	1	0	2	2
Course Objective: To enable the students to learn various concepts of engineering graphics using the CAD tool.						
Course Outcomes						
1	Sketch the two-dimensional drawings using draw, modify, and annotation commands in CAD software					
2	Draw the projections and solve the problems in projections of points, lines, planes & solids.					
3	Create orthographic projections and isometric projections and create composite solids using CAD software.					
SYLLABUS:						
Module 1:						
Overview of CAD Software:						
Computer technologies that impact graphical communication, Demonstrating knowledge of CAD software such as The Menu System, Toolbars, Command window, and Status Bar.						
Set up the drawing page and the printer, Scale settings, setting up of units and drawing limits, standards for annotations, and 3D Modelling.						
Module 2:						
Introduction to Orthographic Projections: Projections of points, straight lines, planes and simple solids						
Module 3:						
Development of surfaces of simple solids, isometric views, Conversion of isometric views to orthographic views. And create complex compound solids in CAD						
List of Exercises						
1	Creation of simple 2-D geometries					
2	Creation of complex 2-D geometries & Engineering Curves –Generic method for Conic sections					
3	Engineering Curves – Cycloids & Involutives					
4	Orthographic Projection of Points					
5	Projection of lines in simple positions and inclined to one plane					
6	Projection of lines inclined to both planes					
7	Projection of planes is simple and inclined to one plane					
8	Projection of planes inclined to both planes					
9	Projection of solids simple positions					
10	Development of simple Solids (Prisms, Pyramids, Cylinder & Cone)					
11	Conversion of orthographic views to isometric views					
12	Modeling of complex 3D geometries and their conversion to orthographic views					
LEARNING RESOURCES						
TEXT BOOKS:						
1	N. D. Bhatt, <i>Engineering Drawing</i> , Charotar Publishing House, 2016.					
2	Dhananjay Jolhe, <i>Engineering Drawing with an Introduction to AutoCAD</i> , Tata McGraw Hill, 2017					
REFERENCE BOOKS:						
1	K.L. Narayana and P. Kannaiah, <i>Engineering Drawing</i> , Tata McGraw Hill, Third Edition, 2013.					
2	M.B.Shah and B.C. Rana, <i>Engineering Drawing</i> , Pearson Education Inc., 2009.					
ADDITIONAL REFERENCE MATERIAL						
1	https://nitc.ac.in/imgserver/uploads/attachments/Ed__5c3343c5-c3f9-468a-b114-8f33556810b4_.pdf					

B.Tech. Mechanical Engineering

R24MPHYL001	PHYSICS LAB					
	Total Contact Hours	28(L)	L	T	P	C
	Pre-requisite	Higher Secondary School Physics	0	0	2	1
Course objectives						
<ul style="list-style-type: none"> To complement the classroom learning with laboratory experiments. Calibration of instruments like travelling-microscope, spectrometer, cathode-ray-oscilloscope, magnetometer, etc. and to make precise measurements. Understand the physical principles involved in the conduct of experiment and measure the relevant experimental variables. Apply the analytical techniques and graphical analysis to experimental data and draw necessary conclusions. Prepare a concise and clear technical report to communicate his/her experimental understanding. 						
Course outcomes						
After completion of course, the students will be able to						
1	Interpret the given XRD pattern to analyze crystallographic phase of the given unknown specimen.					
2	Conduct experiments to reconnoitre the interference and diffraction patterns of light.					
3	Find the signature variation of magnetic field due to current, and the specifics of magneto-dielectric materials.					
4	Estimate the wavelength of coherent radiation, the coercing parameter of optic fiber, and the perpetual aspects of a semiconductor diode.					
5	Measure the elastic modulus of the material and determine the unknown fork frequency.					
LIST OF EXPERIMENTS						
1	Determination of the lattice constant and crystallographic phase of the unknown by using XRD patterns.					
2	Determination of the Hysteresis energy loss of a ferromagnetic material by forming B-H curve.					
3	Find the signature variation of magnetic field along the axis of a current carrying circular coil- Stewart and Gee's Method.					
4	Determination of radius of curvature of a given plano-convex lens by forming Newton's rings.					
5	Determination of thickness of the object by forming parallel interference fringes					
6	Determination of the wavelength of spectral lines by using a plane transmission grating in normal incidence configuration.					
7	Determination of wavelength of the Laser by using a diffraction grating.					
8	Determination of numerical aperture and acceptance angle of the optic fiber.					
9	Determination of energy gap of the semiconductor p-n junction diode.					
10	Plot the I/V characteristics of Zener diode under forward and reverse conditions.					
ADDITIONAL EXPERIMENTS						
1	Determination of dielectric constant of solid dielectric.					
2	Determination of rigidity modulus of the of the material of the wire- Torsional pendulum					
3	Determination of frequency of the electrical vibrator- Melde's experiment					

B.Tech. Mechanical Engineering

LEARNING RESOURCES	
TEXT BOOK:	
1	C.S. Robinson and Dr. Ruby Das, <i>A Textbook of Engineering Physics Practical</i> , First edition. Laxmi Publications Pvt. Ltd., 2016.
REFERENCE BOOK:	
1	S. Balasubramanian and M.N. Srinivasan, <i>A Textbook of Practical Physics</i> , First edition. S. Chand Publishers, 2017
ADDITIONAL REFERENCE:	
1	www.vlab.co.in

B.Tech. Mechanical Engineering

R24MSCSL002	PROCEDURAL PROGRAMMING LAB					
	Total Contact Hours	28 (P)	L	T	P	C
	Pre-requisite	-	0	0	2	1
Course Objective						
To get practical exposure to the Structured Programming with hands-on experience in laboratory for solving real world problems using C						
Course Outcomes						
After completing this course, the students will be able to						
1	Students will write and execute simple C programs, demonstrating understanding of basic input/output operations and program structure.					
2	Students will use various operators and control structures to perform decision-making and repetitive tasks.					
3	Students will declare, initialize, and perform operations on one-dimensional and multi-dimensional arrays, as well as handle string operations.					
4	Students will define, call, and pass parameters to functions, including recursive functions, to solve problems in a modular and efficient manner.					
5	Students will use pointers for dynamic memory allocation, manipulate structures and unions, and perform file operations for reading and writing data in text and binary formats.					
LIST OF EXPERIMENTS						
1	Week-1: Introduction to Programming with operators 1. Write a C program to print "Hello, World!" and understand the structure of a basic C program. 2. Write a C program to demonstrate the use of basic I/O statements (printf, scanf) 3. Write a C program for calculating the sum of two numbers.					
2	Week-2: Expressions and Operators 1. Write a C program to finding the maximum of three numbers using conditional operator. 2. Write a C Program to convert temperature from Celsius to Fahrenheit and vice versa 3. Write a C Program to to calculate simple and compound interest					
3	Week 3: Selection Statements 1. Write a C program to find the largest of three numbers using if-else statements. 2. Write a program to demonstrate the use of switch-case statements to perform arithmetic operations based on user choice. 3. Write a program to demonstrate the use of else-if ladder to grade student marks.					
4	Week-4: Loops 1. Write a C program to print sum of the digits of the given number. 2. Write a C program to print the Fibonacci series up to n terms using a for loop. 3. Write a C program to check the given number is a palindrome or not. 4. Write a C program to calculate the factorial of a number using a while loop.					
5	Week-5: Nested Loops and branching 1. Write a C program to print a pyramid patterns using nested loops. 2. Write a C program to print prime numbers between 1 to 100 3. Write a C program to demonstrate the use of break and continue statements within loops.					

B.Tech. Mechanical Engineering

6	Week 6: Arrays <ol style="list-style-type: none">1. Write a C program to find the sum of all elements in a 1D array.2. Write a C program to read and print the 2D Array elements in a matrix form.3. Write a C program to perform matrix addition using 2D arrays.4. Write a C program to find the transpose of a given matrix.
7	Week-7: String Handling <ol style="list-style-type: none">1. Write a program to demonstrate string operations (copy, concatenate, compare, length) using built-in functions.2. Write a C program to count the number of vowels in a string.3. Write a C program to concatenate two strings without using the library function strcat.
8	Week-8: Functions <ol style="list-style-type: none">1. Write a program to define and use a function to find the sum of two numbers.2. Write a C program to check the given number is prime or not using a function.3. Demonstrate passing of an array to a C function.
9	Week-9: Recursive Functions <ol style="list-style-type: none">1. Write a recursive program to generate Fibonacci series.2. Write a C program to find the GCD of two numbers using a recursive function.3. Write a C Program to find the nCr value for the two positive numbers where $n > r$ using recursion.
10	Week-10: Pointers & Dynamic Memory Allocation <ol style="list-style-type: none">1. Write a program to demonstrate pointer arithmetic.2. Write a program to use pointers to access elements of an array.3. Write a program to dynamically allocate memory for an array using malloc and calloc.4. Write a program to demonstrate the use of realloc and free for dynamic memory allocation.
11	Week-11: Structures & Unions <ol style="list-style-type: none">1. Write a program to define, declare, and access members of a structure.2. Write a program to demonstrate the use of nested structures.3. Write a C program to store and display student information using structures.
12	Week-12: File Handling <ol style="list-style-type: none">1. Write a program to demonstrate file handling functions (fopen, fclose, fscanf, fprintf).2. Write a program to read and write data to a binary file using fread and fwrite.3. Write a C program to simulate copy command using command line arguments.
LEARNING RESOURCES	
TEXTBOOKS:	
1	Brian W Kernighan and Dennis M Ritchie, <i>The C programming Language</i> , Prentice Hall.
2	Pradip Dey, Manas Ghosh, <i>Programming In C</i> , Oxford Higher Education.
REFERENCE BOOKS:	
1	Dr Reema Thareja, <i>Programming in C</i> , Third Edition, Oxford Press
2	Byron Gottfried, <i>Programming with C</i> , Schaums Outlines Series, Third Edition.
3	Ajay Mittal, <i>Programming in C - A Practical Approach</i> , Pearson
ONLINE COURSES	
1	https://www.tutorialspoint.com/learn_c_by_examples

B.Tech. Mechanical Engineering

R24MENGT003	HEALTH AND WELLNESS					
	Total Contact Hours	28(L)	L	T	P	C
	Pre-requisite	-	2	0	0	2
Course Objective						
This course aims to help students grasp the significance of a healthy diet, yoga, and stress management techniques in fostering their overall well-being.						
Course Outcomes						
After completing this course, the students will be able to						
1	Identify and understand the current ways of living and develop a plan of action that promotes overall well-being. (BL 3)					
2	Understand the importance of nutrition, a balanced diet and scheduled sleeping hours for maintaining a healthy lifestyle (BL2)					
3	Understanding the use of yoga as a holistic tool in improving physical and mental health (BL3)					
4	Interpret various stress management techniques for better physical and mental health (BL3)					
5	Understand and identify the importance of Emotional intelligence in the aspects of stress relief, general health and social wellness (BL2)					
SYLLABUS						
Unit I	INTRODUCTION TO HEALTH AND WELLNESS AND WELLNESS PLANNING					5 hr
Understanding Health and Wellness as holistic concepts encompassing Physical, Mental, Emotional, Social and environmental well-being – need to develop personalized wellness plans, set goals, and track progress toward a healthier lifestyle.						
Unit II	HEALTHY LIFESTYLE CHOICE					5 hr
Examine topics such as sleep, hygiene, substance abuse prevention, and the impact of lifestyle choices on health.						
Unit III	HOLISTIC WELLNESS: INTRODUCTION TO YOGA					5 hr
Explore the interconnectedness of physical, mental, and emotional health and the importance of balance by introducing Yoga						
Unit IV	EMOTIONAL INTELLIGENCE AND STRESS MANAGEMENT					5 hr
Regulation and management of feelings and emotions effectively-Methods of stress management include unhooking; Acting on Your Values, Being Kind, Making Room for deep breathing, Taking a break; Making time for hobbies; Talking about your problems and Meditation.						
Unit V	SELF-CARE					5 hr
Formulate practical self-care routines and strategies to maintain optimal physical and mental health, encompassing a holistic approach that addresses physical, emotional, intellectual, social, spiritual, and environmental well-being.						
LEARNING RESOURCES						
TEXTBOOKS:						
1	B.K.S. Iyengar, <i>Yoga The Path to Holistic: The Definitive Step-by-step Guide</i> , DK Publishers, 2021.					
2	C. Gopalan, B. V. Rama Sastri, S. C. Balasubramanian, <i>Nutritive value of Indian foods (NVIF)</i> , National Institute of Nutrition, India, 2023.					
3	ICMR-National Institute of Nutrition, <i>Short summary report of nutrient requirements for Indians</i> , 2020.					
4	Emily Attached & Marzia Fernandez, <i>Mental Health Workbook</i> , 2021.					

B.Tech. Mechanical Engineering

REFERENCE BOOKS:	
1	C. Nyambichu & Jeff Lumiri, <i>Lifestyle Diseases: Lifestyle Disease Management</i> , 2018.
2	Nashay Lorick, <i>Mental Health Workbook for Women: Exercises to Transform Negative Thoughts and Improve Well-Being</i> , 2022.
3	Angela Clow & Sarah Edmunds, <i>Physical Activity and Mental Health</i> , 2013.
ADDITIONAL REFERENCE MATERIAL	
1	B.K.S. Iyengar, <i>Light on Yoga: The Classic Guide to Yoga by the World's Foremost Authority</i> , 2006.
2	Claude Bouchard, Steven N. Blair, William L. Haskell, <i>Physical Activity and Health</i> , Human Kinetics, 2012.
ONLINE COURSES	
1	http://vikaspedia.in/health/nutrition
2	https://yoga.ayush.gov.in/Yoga-Course/

Bloom's level - Units catchment articulation matrix

CO	Blooms Level	Unit I	Unit II	Unit III	Unit IV	Unit V
CO1	BL3	X				
CO2	BL2		X			
CO3	BL3			X		
CO4	BL3				X	
CO5	BL2					X

B.Tech. Mechanical Engineering

R24MENGT004	ETHICS AND HUMAN VALUES					
	Total Contact Hours	28 (L)	L	T	P	C
	Pre-requisite	2	0	0	2
Course Objective						
The course creates awareness regarding the need for the development of a holistic perspective in understanding the nuances of personal, professional and social life. It enables the student to grasp the ethical principles that govern human existence.						
Course Outcomes						
After completing this course, the students will be able to						
1	Identify the relevance of the concepts of Self -Exploration and Natural Acceptance in day-to-day life to achieve continuous happiness and prosperity. (BL 3)					
2	Discuss the impact of trust and respect as foundational values in human relationships to achieve comprehensive human goals. (BL 3)					
3	Understand the relevance of ethical theories and their applications in societal living. (BL3)					
4	Understand the concept of ethics in engineering practice (BL 3)					
5	Discuss the concepts of ethics in the context of understanding global issues pertaining to different fields. (BL 3)					
SYLLABUS						
Unit I	UNDERSTANDING THE SELF					5 hr
Characteristics of Universal Human Values; Self-Exploration– Meaning and Process; Basic Human Aspirations – Meaning and Basic Requirements for fulfilment; Concept of Human Existence – Conscious and Material Entities; Difference between the Conscious and the Material Entities of Human Existence.						
Unit II	UNDERSTANDING THE FAMILY AND SOCIETY					5 hr
Understanding the importance of harmony in a family; Exploring value of feelings in relationships; Measures to ensure Harmony in the family. Understanding conflict (meaning, types); Dimensions of Human order for harmony in society – Physical, mental, social and spiritual; Universal values of justice, democracy.						
Unit III	ETHICAL THEORIES					5 hr
Professionalism and ethics; Ethical Theories: Golden mean theory, Rights-based theory, Duty-based theory, Utilitarian theory, Kohlberg’s Theory. Moral issues; Moral Dilemmas; Types of Inquiries – Normative, Conceptual, factual/descriptive.						
Unit IV	ETHICS AND ENGINEERING					5 hr
Engineering ethics - Social Experimentation; Safety Responsibility and Rights: Engineers as responsible Experimenters, Engineer’s Responsibility for Safety, Risk – Benefit Analysis. Case Studies: The challenger disaster, The Three Mile Island, Fukushima Nuclear Disaster, Bhopal Gas Tragedy, The Titan submersible disaster.						
Unit V	ETHICS AND GLOBAL CONTEXTS					5 hr
Ethics and Global Contexts: Environmental ethics; computer ethics; Business Ethics; Corporate Social responsibility; Code of ethics.						
LEARNING RESOURCES						
TEXTBOOKS:						
1	R R Gaur, R Sangal, G P Bagaria, “A Foundation Course in Human Values and Professional Ethics” Excel Books, New Delhi, 2010.					
REFERENCE BOOKS:						
1	A.N. Tripathi, “Human Values”, 2nd Edition, New Age International Publishers, 2004.					
2	Charles D. Fleddermann, “Engineering Ethics”, Pearson Education / Prentice Hall, New Jersey, 2004.					

B.Tech. Mechanical Engineering

Bloom's level - Units catchment articulation matrix

CO	Blooms Level	Unit I	Unit II	Unit III	Unit IV	Unit V
CO1	BL3	X				
CO2	BL3		X			
CO3	BL3			X		
CO4	BL3				X	
CO5	BL3					X

B.Tech. Mechanical Engineering**III Semester**

R24MMECT002		METALLURGY AND MATERIAL SCIENCE					
		Total Contact Hours	42 (L)	L	T	P	C
		Pre-requisite	Engineering chemistry & Physics	3	0	0	3
Course Objective							
Students will get exposure to correlate grain morphology, phase and precipitate of microstructure with mechanical properties and recommend suitable material for an intended application. In addition to above, students will become acquainted with different heat treatment practices for desired mechanical properties.							
Course Outcomes							
1	Able to discuss various types of grain morphology formed during different industry practice and correlate with mechanical property. (BL6)						
2	Elaborate grain morphology and phase formation for widely used binary alloys systems industry practice and correlate with mechanical property. (BL6)						
3	Propose suitable materials for specific intended engineering applications based on correlating mechanical properties. (BL6)						
4	Choose suitable heat treatment for desired mechanical properties. (BL6)						
5	Adapt proper surface treatment for specific applications. (BL6)						
SYLLABUS							
Unit I	CRYSTALLIZATION						8 hr
Crystallization - Nucleation; & Grain Growth; Critical radius; Grain size measurement; Crystal imperfection; Grain morphology in casting; Grain morphology in Metal working; and Grain morphology welding.							
Unit II	ALLOYING AND PHASE DIAGRAMS						8 hr
Alloy, Alloy system, Classification of alloy systems; Solid solution; Intermediate alloy phase; Phase diagrams: Construction, Gibb's phase rule, Concept of Tie line and Lever rule; Classification of Binary Phase diagrams: Isomorphous system; eutectic system; Fe-Fe ₃ C Phase diagram; problems on Fe-Fe ₃ C diagram.							
Unit III	FERROUS, NON-FERROUS METALS AND ALLOYS						8 hr
Steels and its classification with Designating system; Special types of steels - Tool & Die steel, Stainless Steel; Cast iron and its classification - Grey CI, White CI; and Spheroidal CI, malleable CI; Aluminum and its alloys; Titanium and its alloys; Copper and its alloys; Composites and its classification.							
Unit IV	BULK HEAT TREATMENT						8 hr
Need Of Heat treatment and Stages of it; Classification of Annealing; and Normalizing; Construction of TTT & application of it on C-curve, applications; special heat treatments - Martempering, Aus tempering; Cryogenic Heat treatment, Age hardening; Hardening & Tempering; Hardenability (Jominy End Quench Test).							
Unit V	SURFACE HEAT TREATMENT						8 hr
Surface hardening Techniques: Carburizing, Nitriding; Carbo- Nitriding & Cyaniding; Ferritic Thermo chemical Treatment (FTCT) Nitriding; Selective Heating method: Flame hardening, Induction hardening; Plasma hardening, Vacuum Hardening; Laser hardening; Surface treatment techniques: Plasma vapour deposition; Chemical vapour deposition.							
TEXT BOOKS:							
1	W. D. Callister, Materials Science and Engineering-An Introduction", 6th Edition, Wiley India. 2006						
2	Sidney H. Avner: Introduction to Physical Metallurgy, TMH Publishing Co. Ltd. New Delhi, 1997.						

B.Tech. Mechanical Engineering

REFERENCE BOOKS:	
1	Physical Metallurgy, Principles and Practice V. Raghavan, Prentice-Hall of India Private Limited,2006.
2	V.D.Kodgire, Sushil V. Material Science and Metallurgy,43rd Edition, Everest Publishing house,2018.
3	Material Science and Metallurgy. O.P.Khanna. Dhanpat Rai Publications.
ADDITIONAL REFERENCE MATERIAL	
1	https://mrcet.com/downloads/digital_notes/ME/II%20year/Materials%20Engineering%20Digital%20Notes.pdf
2	https://newtondesk.com/material-science-study-notes-hand-written/
ONLINE COURSES	
1	https://archive.nptel.ac.in/courses/113/102/113102080/
2	https://www.coursera.org/courses?query=material%20science
3	https://www.coursera.org/learn/introduction-to-materials-science

Bloom's level - Units catchment articulation matrix

CO	Blooms Level	Unit I	Unit II	Unit III	Unit IV	Unit V
CO 1	BL 6	X				
CO 2	BL 6		X			
CO 3	BL 6			X		
CO 4	BL 6				X	
CO 5	BL 6					X

B.Tech. Mechanical Engineering

R24MMECT003	ENGINEERING THERMODYNAMICS					
	Total Contact Hours	42 (L)	L	T	P	C
	Pre-requisite	Differential Equations and Engineering Physics	3	0	0	3
Course Objective						
Students will get exposure about basic laws of thermodynamics and how to apply them to analyze energy systems and thermodynamic cycles.						
Course Outcomes						
Students are able						
1	Assess the application of the basic concepts and first law of thermodynamics to solve energy transfer problems for closed systems.(BL6)					
2	Assess the use of data tables to determine thermodynamic properties of pure substances and evaluate the psychometric-chart to analyze basic psychometric-processes.(BL6)					
3	Appraise the application of SFEE to different systems and the use of the second law of thermodynamics to evaluate the Carnot principles and their implications for idealized devices.(BL6)					
4	Develop a framework to analyze second-law effects of processes involving pure substances and ideal gases using the concept of entropy and evaluate the exergy and second-law efficiency of systems.(BL6)					
5	Devise an approach to analyze gas power and vapor-compression refrigeration cycles.(BL6)					
SYLLABUS						
Unit I	HEAT, WORK, AND FIRST LAW OF THERMODYNAMICS					8 hr
Thermodynamic System and Control Volume with examples; Thermodynamic Equilibrium, State, Property, Process, Cycle; Work, and Heat for constant pressure, constant volume and isothermal process; Work, and Heat transfer for adiabatic and polytropic process, zeroth law of TD; First Law of Thermodynamics, Joule's experiment; First law of TD applied for cycle; Application of the first law to non-flow processes. (constant pressure, constant volume and isothermal process); Application of the first law to non-flow processes. (adiabatic and polytropic process).						
Unit II	PROPERTIES OF SUBSTANCES					8 hr
Pure Substances and p-V-T Surfaces, critical state properties; Steam Property Tables, and Phase Diagrams; Utilizing Steam Tables and h-s diagrams for evaluating steam properties; Mollier Charts, Use of Mollier charts for various processes; Steam Calorimetry for measurement of dryness fraction; Psychrometric Properties of Atmospheric Air, Degree of Saturation; Psychrometry Chart; Evaluating psychrometric properties.						
Unit III	SECOND LAW OF THERMODYNAMICS					8 hr
First Law Applied to a Process, Steady Flow Energy Equation; Application of SFEE for work developing devices; Application of SFEE for work consuming devices; Application of SFEE for Heat transfer devices; Heat engine, Heat pump, Refrigerator, COP; Kelvin-Planck and Clausius Statements, Equivalence; Carnot Cycle and analysis; Reversed Carnot cycle.						
Unit IV	ENTROPY & EXERGY					8 hr
Clausius inequality and entropy; Principle of Increase of Entropy; Entropy of solids and liquids; Entropy of ideal gases; Availability of systems: Irreversibility and Quantifying irreversibility. Second-law efficiency. Third Law of Thermodynamics; Problems on Availability and Irreversibility.						

B.Tech. Mechanical Engineering

Unit V	THERMODYNAMIC CYCLES	8 hr
Otto cycle; Diesel Cycle; Dual cycle; Brayton cycle; Air refrigeration cycle; Vapor compression refrigeration cycle; Analysis of VCR cycle; Vapour absorption refrigeration cycle.		
LEARNING RESOURCES		
TEXT BOOKS:		
1	PK Nag, <i>Engineering Thermodynamics</i> , sixth edition. Tata McGraw-Hill Education, 2017.	
2	Yunus Cengel., Boles Mehmet Kanoğlu, <i>Thermodynamics – An Engineering Approach</i> , Tenth Edition. McGraw-Hill Education (India) Pvt Ltd., 2023.	
REFERENCE BOOKS:		
1	Sonntag, Borgnakke and van wylen, <i>Fundamentals of Thermodynamics</i> , Tenth edition. John Wiley & sons (ASIA) Pvt Ltd., 2022.	
2	R.K.Rajput, <i>Engineering Thermodynamics</i> , Third edition, Laxmi publications (p) ltd,2017.	
3	C.P. Kothandaraman, <i>Steam Tables with Mollier Charts</i> , New Age International Private Limited; Fifth Edition, 2022	
4	C.P. Kothandaraman, <i>Refrigerant Tables and Charts Including Air Conditioning Data</i> , New Age International Private Limited, Fourth Edition, 2015.	
ADDITIONAL REFERENCE MATERIAL		
1	Introduction to Engineering Thermodynamics - Open Textbook Library (umn.edu)	
ONLINE COURSES		
1	NPTEL :: Mechanical Engineering - Basic Thermodynamics	
2	NPTEL :: Aerospace Engineering - NOC: Engineering Thermodynamics	
3	Engineering Thermodynamics - Course (nptel.ac.in)	
4	Thermodynamics And Kinetics Of Materials - Course (nptel.ac.in)	

Bloom's level - Units catchment articulation matrix

CO	Blooms Level	Unit I	Unit II	Unit III	Unit IV	Unit V
CO1	BL6	X				
CO2	BL6		X			
CO3	BL6			X		
CO4	BL6				X	
CO5	BL6					X

B.Tech. Mechanical Engineering

		MECHANICS OF SOLIDS					
		Total Contact Hours:	42 (L)	L	T	P	C
R24MMECT004	Prerequisites:	Simple integrations and differential Equations, Engineering Mechanics	3	0	0	3	
	<p>Course Objective: The primary objective of a Mechanics of solids course in mechanical engineering is to provide students with a fundamental understanding of how materials behave under various loading conditions. This knowledge is essential for designing and analyzing structures and mechanical components.</p>						
<p>Course Outcomes After completing this course, the students will be able to</p>							
1	Apply basic stress-strain concepts to assess the behavior of various members like bars, shafts, pressure vessels, subjected to different loading conditions. (BL3)						
2	Analyze various members like bars, shafts, pressure vessels subjected to different loads. (BL4)						
3	Estimate strain energy and principal stresses for the mechanical components subjected to various loads. (BL6)						
4	Identify different types of beams and demonstrate the variation of Shear force, bending moments and deflections in beams. (BL3)						
5	Evaluate the stress distribution/deflections in beams. (BL5)						
6	Predict the behavior of the members subjected to different types of loads using the concepts of deformable body mechanics. (BL6)						
SYLLABUS							
Unit I	SIMPLE STRESS AND STRAINS					8 hr	
Concept of stress and strain - Types of stresses and strains, Hooke's law, Poisson's ratio; Mechanical properties of materials, Stress-strain diagram for ductile and brittle materials; Analysis of bar of varying sections - Uniform, Stepped bars; Principle of superposition; Compound / Composite bars; Temperature stresses; Volumetric strain - Cylindrical rod and rectangular bar subjected to an axial tensile load in the direction of its length; A rectangular bar subjected to three mutually perpendicular forces							
Unit II	PRINCIPAL STRESSES - ELASTIC CONSTANTS					8 hr	
Principal planes and principal stresses -Analytical method for determining stresses on oblique section - Member is subjected to like direct stress in two mutually perpendicular directions; Member is subjected to direct stresses in two mutually perpendicular directions accompanied by a simple shear stress; MOHR'S circle – A body subjected to two mutually perpendicular principal tensile stresses of unequal like intensities and unequal and unlike intensities; A body subjected to two mutually perpendicular principal tensile stresses accompanied by a simple shear stress; Relation between elastic constants -Young's modulus and rigidity modulus; Young's modulus and bulk modulus; Strain energy – Resilience – Gradual, sudden loadings; Impact loading.							
Unit III	THIN AND THICK CYLINDERS - TORSION OF CIRCULAR SHAFTS					8 hr	
Thin cylinders - Stresses in thin cylinders - derivation for longitudinal and hoop stresses; Change in dimensions; Thick Cylinders -Lame's equation – assumptions; Cylinders subjected to inside & outside fluid pressures; Torsion – Introduction - derivation with assumptions - polar modulus, strength of a shaft and torsional rigidity / stiffness; Torque and power transmitted by solid and hollow circular shafts; Comparison of solid and hollow shafts.							

B.Tech. Mechanical Engineering

Unit IV	SHEAR FORCE - BENDING MOMENT DIAGRAMS AND STRESSES IN BEAMS	8 hr
Beam – classification – loads and reactions – concept of SF and BM – Sign convention – Cantilever beam and simply supported beams subjected to point loads; Uniformly distributed loads; Uniformly varying loads; Combined loading; Bending stresses in beams – Flexure formula – assumptions – derivation; Bending stress distribution in beams for symmetrical sections; Shear stresses in beams – assumptions - derivation; Shear stresses distribution in beams for symmetrical sections		
Unit V	DEFLECTION OF BEAMS	8 hr
Deflection of Beams - Relation between slope, deflection and radius of curvature; Double integration Method - Cantilever beam subjected to point loads; Uniformly distributed loads; Uniformly varying loads; Simply supported beam subjected to point loads; Uniformly distributed load; Uniformly varying load; Beams subjected to Couples and Macaulay's method		
LEARNING RESOURCES		
TEXT BOOKS:		
1	Popov E.P, <i>Engineering Mechanics of Solids</i> , PHI, New Delhi, 2010.	
2	R K Bansal, <i>Strength of materials</i> -5th Edition-Laxmi publications-2013.	
3	S.S.Bhavikatti, <i>Strength of Materials</i> , Vikas publications House -1 Pvt. Ltd., 2nd Ed., 2006.	
REFERENCE BOOKS:		
1	Ferdinand Beer & Russell Johnston, <i>Mechanics of materials</i> , TATA McGraw Hill-2005.	
2	S.S. Rattan, <i>Strength of Materials</i> , Tata McGraw Hill, 2009.	
3	R C Hibbeler, <i>Mechanics of materials</i> , 8 th edition, PHI, New Delhi, 2010.	
ADDITIONAL REFERENCE MATERIAL		
1	https://www.engineer4free.com/mechanics-of-materials.html	
2	https://nptel.ac.in/courses/112107146	
ONLINE COURSES		
1	https://onlinecourses.nptel.ac.in/noc22_ce54/preview	
2	https://nptel.ac.in/courses/105106172	
3	https://archive.nptel.ac.in/noc/courses/noc18/SEM1/noc18-ce04/	

Bloom's level - Units catchment articulation matrix

CO	Blooms Level	Unit I	Unit II	Unit III	Unit IV	Unit V
CO1	BL3	X	X	X		
CO2	BL 4	X	X	X		
CO3	BL 6		X			
CO4	BL3				X	X
CO5	BL5				X	X
CO6	BL6	X		X	X	X

B.Tech. Mechanical Engineering

R24MMECT005	MANUFACTURING PROCESSES					
	Total Contact Hours	42 (L)	L	T	P	C
	Pre-requisite	Engineering workshop, Material science	3	0	0	3
Course Objective						
Students will get exposure to get an overview on different manufacturing processes ranging from casting, fabrication, forming and plastic processing and their capability.						
Course Outcomes						
1	Design suitable casting methods for specific industrial applications in foundry practice to produce defect free casting. (BL6)					
2	Develop advanced proficiency by recommending the optimal welding method for specific materials and structural applications, integrating safety, and efficiency, in industrial and construction contexts. (BL6)					
3	Integrate the complex factors influencing forming process selection for a specific application. (BL6)					
4	Solve the complex engineering problems using sheet metal processes for an intended application. (BL6)					
5	Propose an in-depth investigation of plastic processing technologies, including their abilities in various applications. (BL6)					
SYLLABUS						
Unit I	METAL CASTING PROCESSES					8 hr
Sand Casting : Sand Mould; Type of patterns, Pattern Materials, Pattern allowances; Moulding sand Properties and testing; Cores, Types and applications; Melting furnaces: Induction and Cupola Furnaces; Principle of special casting processes : Investment, Pressure die casting; Centrifugal Casting, Stir casting; Defects in Sand casting.						
Unit II	JOINING PROCESSES					8 hr
Introduction to welding processes: Definition, Classification, Advantages, Disadvantages and Applications; Operating principle, basic equipment, merits and applications of: Gas welding, Manual metal arc welding; Gas Tungsten arc welding, Gas metal arc welding, Submerged arc welding; Operating principle and applications of: Resistance welding; Thermit welding, Electron beam welding, Laser beam welding; Friction welding and Friction Stir Welding; Brazing and soldering; Weld defects: types, causes and cure.						
Unit III	METAL FORMING PROCESSES					8 hr
Hot working and cold working of metals; Forging processes – Open, impression and closed die forging; forging operations; Rolling of metals, Types of Rolling; Flat strip rolling, shape rolling operations; Defects in rolled parts;. Principle of rod and wire drawing, Tube drawing; Principles of Extrusion, Types, Hot and Cold extrusion.						
Unit IV	SHEET METAL PROCESSES					8 hr
Sheet metal characteristics, shearing, bending and drawing operations; Stretch forming operations, Formability of sheet metal; Test methods; special forming processes, Working principle and applications, Hydro forming; Rubber pad forming, Metal spinning; Introduction of Explosive forming, magnetic pulse forming; peen forming, Super plastic forming; Micro forming.						
Unit V	MANUFACTURE OF PLASTIC COMPONENTS					8 hr
Types and characteristics of plastics; Moulding of thermoplastics; working principles and typical applications, injection moulding; Plunger and screw machines; Compression moulding, Transfer Moulding, Typical industrial applications; introduction to blow moulding Rotational moulding; Film blowing, Extrusion; Thermoforming, Bonding of Thermoplastics.						

B.Tech. Mechanical Engineering

LEARNING RESOURCES	
TEXT BOOKS:	
1	Rao P.N., Manufacturing Technology, Volume I, 5/e, McGraw-Hill Education, 2018.
2	Hajra Choudhary S.K and Hajra Choudhury. AK., "Elements of workshop Technology". volume I and II, Media promoters and Publishers Private Limited, Mumbai, 2008.
3	Kalpakjian. S. "Manufacturing Engineering and Technology", Pearson Education India Edition.
REFERENCE BOOKS:	
1	Gowri P. Hariharan, A. Suresh Babu, "Manufacturing Technology I", Pearson Education, 2008.
2	Paul Degarma E. Black J.T and Ronald A. Kosher, "Materials and Processes, in Manufacturing" Eight Edition, Prentice - Hall of India.
3	Sharma, P.C., "A Text book of production Technology". S.Chand and Co. Ltd., 2019.
ADDITIONAL REFERENCE MATERIAL	
1	https://mrcet.com/downloads/digital_notes/ME/II%20year/Manufacturing%20Processes.pdf
2	https://www.cet.edu.in/noticfiles/257_Basic%20Manufacturing%20Processes-ilovepdf-compressed.pdf
3	https://www.vssut.ac.in/lecture_notes/lecture1427132579.pdf
4	https://www2.isikun.edu.tr/personel/ahmet.aran/mfgprop.pdf
5	https://www.vssut.ac.in/lecture_notes/lecture1423905304.pdf
6	https://soaneemrana.org/onewebmedia/Manufacturing%20Processes%20By%20H.N.%20Gupta.pdf
ONLINE COURSES	
1	https://www.classcentral.com/course/manufacturing-massachusetts-institute-of-technolo-7224
2	https://alison.com/course/manufacturing-processes-metalworking
3	https://onlinecourses.nptel.ac.in/noc19_me44/preview

Bloom's level - Units catchment articulation matrix

CO	Blooms Level	Unit I	Unit II	Unit III	Unit IV	Unit V
CO1	BL6	X				
CO2	BL6		X			
CO3	BL6			X		
CO4	BL6				X	
CO5	BL6					X

B.Tech. Mechanical Engineering

R24MMECL001		COMPUTER AIDED GEOMETRIC DESIGN AND ASSEMBLY LAB					
		Total Contact Hours	42 (P)	L	T	P	C
Pre-requisite		Computer Aided Engineering Graphics	0	0	3	2	
Course Objective							
To equip students with the knowledge and skills to proficiently utilize computer-aided design (CAD) software, specifically focusing on geometric design and assembly, enabling them to create, modify, and analyze complex geometric models and assemblies for applications in various industries.							
Course Outcomes: At the end of this course, the student will be able to							
1	Prepare 2-D drawings of different components						
2	Model 3-D geometries of components used for different engineering applications						
3	Explain the importance of assembly drawings and prepare the assembly drawings.						
4	Convert the assembly drawings into 2-D drawings by using different draughting tools						
List of Exercises							
1	Basic Sketching: Creating 2D sketches, applying constraints and dimensions.						
2	Advanced Sketching: Complex sketch constraints, relations						
3	Basic Modeling Techniques: Extrusions, revolve, Hole and basic solid modeling operations.						
4	Boolean operations (Union, Subtract, Intersect), Creation of Datum coordinate system, axis and planes						
5	Solid Modified Features: Editing and modifying features such as Move, Delete, Replace, Offset etc						
6	Solid Modified Features: Edge Blend, Chamfer, shell, patterns, mirror.						
7	Basic Assembly Constraints: Applying constraints (Touch, Align, Parallel and Perpendicular) for defining relationships.						
8	Basic Assembly Constraints: Applying constraints (Bond, Distance, Concentric) for defining relationships.						
9	Creating and managing sub-assemblies.						
10	Creating detailed engineering drawings, annotations, and part lists.						
Additional Exercises							
1	Surface Modeling: Creating and editing surfaces						
2	Sheet Metal Design: Creating sheet metal parts, Bending, flanging, and forming tools, Flattening and exporting sheet metal parts						
LEARNING RESOURCES							
TEXT BOOKS:							
1	Sham Tickoo, <i>CATIA V5R14 for Designers</i> , Cadcim Technologies, 2005.						
2	Louis Gary Lamit, <i>Creo Parametric 2.0</i> , CL Engineering, 2013.						
3	NX Basic Design with Teamcenter Integration Student Guide October 2011 MT10053_TC_S — NX 8.						
4	Solid Works User's Manual.						

B.Tech. Mechanical Engineering

R24MMECL002	MATERIAL TESTING LAB					
	Total Contact Hours	42 (P)	L	T	P	C
	Prerequisite	Nil	0	0	3	2
Course Objective						
The objective of a material testing laboratory is to evaluate and analyze the mechanical properties of materials such as metals, concrete, wood etc., by conducting testing on standard test specimens. Students will gain understanding of various steps involved in preparing metallurgical sample and role of etchant in revealing the microstructure and correlate the mechanical properties with revealed microstructure for a specific sample.						
Course Outcomes						
1	Demonstrate the procedures of making a standard test specimen and conduct experimentation by setting up standard testing parameters to find various mechanical properties of Engineering Materials					
2	Correlate, comprehend and report on important mechanical properties of materials.					
3	Suggest/Select suitable materials for different applications based on required mechanical properties.					
4	Demonstrate the systematic methodology involved in preparing making a standard test specimen.					
5	Identify various phases of revealed micro-structure.					
6	Select suitable etchant as per the material for investigation.					
List of Experiments						
1	Tensile Test - Uniaxial tension test on mild steel rod					
2	Brinell, Rockwell and Vickers's Hardness test					
3	Compression tests of non-metallic specimens					
4	Torsion Test - Torsion test on mild steel rod					
5	Bending Test on metallic specimens.					
6	Impact test on a metallic specimen - Izod and Charpy Tests on M.S, C.I Specimen.					
7	Microstructural analysis of low carbon steel					
8	Microstructural analysis of grey cast iron					
9	Microstructural analysis of pure copper					
10	Microstructural analysis of bronze					
11	Microstructural analysis of hardened and tempered steel					
12	Standard test methods for estimation of grain size					
Additional Experiments						
1	Microstructural analysis of Aluminium					
2	Identification of HAZ of weldment					
3	Failure analysis of engineering components like refrigerator tubes/ connecting rod/ crankshaft.					
4	Pin on disc -To study the wear characteristics of ferrous, non-ferrous and composite materials for different parameters.					
5	shear test					
6	Deflection Test on beams					

B.Tech. Mechanical Engineering

<u>LEARNING RESOURCES</u>	
TEXTBOOKS:	
1	Popov E.P, <i>Engineering Mechanics of Solids</i> , PHI, New Delhi, 2010.
2	S.S.Bhavikatti, <i>Strength of Materials</i> , Vikas publications House -1 Pvt. Ltd., 2nd Ed., 2006.
3	Material testing laboratory manual
4	W. D. Callister, <i>Materials Science and Engineering-An Introduction</i> ”, 6th Edition, Wiley India. 2006
5	Sidney H. Avner: <i>Introduction to Physical Metallurgy</i> , TMH Publishing Co. Ltd. New Delhi,1997.
REFERENCE BOOKS:	
1	Ferdinand Beer & Russell Johnston, <i>Mechanics of materials</i> , TATA McGraw Hill-2005
2	S.S. Rattan, <i>Strength of Materials</i> , Tata McGraw Hill, 2009
3	<i>Physical Metallurgy, Principles and Practice</i> V. Raghavan, Prentice-Hall of India Private Limited, 2006
4	V.D.Kodgire, Sushil V. <i>Material Science and Metallurgy</i> ,43rd Edition, Everest Publishing house,2018.
5	<i>Material Science and Metallurgy</i> . O.P.Khanna. Dhanpat Rai Publications.
ADDITIONAL REFERENCE MATERIAL	
1	https://eerc01-iiith.vlabs.ac.in/List%20of%20experiments.html

B.Tech. Mechanical Engineering**IV Semester**

R24MMECT006	FLUID MECHANICS AND HYDRAULIC MACHINES					
	Total Contact Hours	42(L)	L	T	P	C
	Pre-requisite	Differential Equations and Vector Calculus, Engineering Physics	3	0	0	3
Course Objective						
This course aims to help students grasp the principles of fluid mechanics and fluid machines, enabling them to analyse fluid behaviour, apply relevant equations, and understand the design and operation of various fluid machines used in engineering applications.						
Course Outcomes						
After completing this course, the students will be able to						
1	Estimate the pressure distribution in incompressible fluids using principles of fluid statics.(BL4)					
2	Analyze problems related to fluid flow and dynamics.(BL4)					
3	Investigate the fluid behavior in situations involving viscosity, pipe networks, and boundary layer effects.(BL4)					
4	Assess the performance of different hydraulic turbines.(BL5)					
5	Evaluate the performance parameters of rotodynamic pumps.(BL5)					
6	Adapt fluid mechanics concepts to analyze, design, and enhance fluid systems for improved efficiency and performance.(BL6)					
SYLLABUS						
Unit I	PROPERTIES OF FLUIDS AND FLUID STATICS					8 hr
Properties of fluids- density, specific weight, specific volume, specific gravity, viscosity; vapor pressure, compressibility, bulk modulus, surface tension and capillarity; Newton's law of viscosity, Newtonian and non-Newtonian fluids; pressure in a static fluid; pressure Measurement, Manometers-simple; U-tube differential manometer; Concept of buoyancy; Stability of submerged and floating bodies.						
Unit II	FLUID KINEMATICS AND DYNAMICS					8 hr
Introduction to fluid kinematics, velocity, and acceleration of a fluid particle; Conservation of mass; potential function and stream function; Bernoulli's equation and its Applications-Pitot tube; Applications of Bernoulli's equation- Venturimeter and orifice meter; Need for dimensional analysis and Methods of dimensional analysis; Application of Buckingham's pi theorem for different fluid flow systems; Similitude; Dimensionless parameters.						
Unit III	VISCOUS FLUID FLOW AND BOUNDARY LAYER THEORY					8 hr
Exact flow solutions of Navier-Stokes Equations-Parallel flow in a straight channel; Couette flow; Hagen Poiseuille flow; Darcy Weisbach equation, friction factor, Moody's diagram; Concept of boundary layer; boundary layer parameters; Flow through pipes- head loss in pipes and fittings; Flow through pipes when pipes in series and parallel.						
Unit IV	HYDRAULIC TURBINES					8 hr
Classification of water turbines, heads and efficiencies; Pelton wheel; Francis turbine; Kaplan turbine and draft tube; Specific speed and Unit quantities; Similarity laws of turbines; Performance curves for turbines; Governing of turbines.						
Unit V	HYDRAULIC PUMPS					8 hr
Centrifugal pump, various heads and efficiencies; Concept of velocity triangles of centrifugal pumps; Different vane configurations of impellers; Pumps in series and Parallel; Specific speed and Similarity laws; NPSH and Cavitation; performance curves; Reciprocating pump-Working Principle, Work required, Slip.						

B.Tech. Mechanical Engineering

<u>LEARNING RESOURCES</u>	
TEXTBOOKS:	
1	S. K. Som, G. Biswas, and S. Chakraborty, <i>Introduction to Fluid Mechanics and Fluid Machines</i> , Third edition. Tata McGraw-Hill Education, 2017.
2	K. Subramanya, <i>Fluid Mechanics and Hydraulic Machines</i> , Second Edition. McGraw-Hill Education (India) Pvt Ltd., 2018.
REFERENCE BOOKS:	
1	Yunus A. Cengel, John M. Cimbala, <i>Fluid Mechanics- Fundamentals and Applications</i> , Fourth edition. McGraw-Hill Education, 2019.
2	P. M. Modi, S. M. Seth, <i>Hydraulics and Fluid Mechanics Including Hydraulic Machines</i> , 22 nd edition. Standard Book House, 2018.
ADDITIONAL REFERENCE MATERIAL	
1	https://nptel.ac.in/courses/112104118
2	https://nitsri.ac.in/Department/Mechanical%20Engineering/PPT_Fluid_Mechanics_(MEC_303)_NIT_Srinagar.pdf
ONLINE COURSES	
1	NPTEL :: Mechanical Engineering - NOC:Introduction to Fluid Mechanics
2	Fluid Machines - Course (nptel.ac.in)

Bloom's level - Units catchment articulation matrix

CO	Blooms Level	Unit I	Unit II	Unit III	Unit IV	Unit V
CO1	BL4	X				
CO2	BL4		X			
CO3	BL4			X		
CO4	BL5				X	
CO5	BL5					X
CO6	BL6	X	X	X	X	X

B.Tech. Mechanical Engineering

R24MMECT007	DESIGN OF MACHINE ELEMENTS							
	Total Contact Hours	42(L)			L	T	P	C
	Pre-requisite	Engineering Mechanics and Strength of Materials			3	0	0	3
Course Objective								
To impart the knowledge of the design procedures and principles so as to enable the student, understand and design basic mechanical elements that are subjected to various loading conditions to meet service requirements.								
Course Outcomes								
After completing this course, the students will be able to								
1	Design the machine members against static loading conditions. (BL6)							
2	Design the machine members against fatigue loading. (BL6)							
3	Design the torque-transfer elements and bearings. (BL6)							
4	Design the mechanical drives required for a given application. (BL6)							
5	Design the threaded, riveted and welded joints. (BL6)							
SYLLABUS								
Unit I	INTRODUCTION TO MECHANICAL ENGINEERING DESIGN & FAILURES RESULTING FROM STATIC LOADING						8 hr	
Introduction to the Design Process: Types of Design and Design Procedure; Factors influencing the design; Selection of materials for engineering purposes; Equivalent stresses in combined loading; Eccentric loading; Static failure (ductile and brittle), factor of safety; Yield criterion for distortion-strain energy theory; Yield criterion for maximum shear Stress theory and fracture criterion for maximum normal stress theory								
Unit II	FATIGUE FAILURE RESULTING FROM VARIABLE LOADING & MECHANICAL SPRINGS						8 hr	
Fatigue failure mechanisms & Stress concentration, SCF-theoretical methods for reducing stress concentration; Fluctuating stresses & types, endurance limit & S-N Diagram; Notch sensitivity & Modified endurance limit; Gerber, Goodman and Soderberg criteria; Types of springs, function, materials for helical springs, standard size of spring wire, terms used in compression Springs; Stresses and deflections of helical springs; Design of tension and compression springs; Springs for fatigue loading and energy storage capacity of spring.								
Unit III	DESIGN OF KEYS, COUPLINGS & BEARINGS						8 hr	
Design of keys; Couplings: Definition and design procedure for flange coupling; Bearings: Introduction, Applications & Classification; Journal Bearings: hydrostatic and hydrodynamic journal bearings, Wedge Film Journal Bearings, Squeeze Film Journal Bearings; Properties and materials, bearing characteristic number and design of journal bearing; Rolling contact bearings: Advantages and Disadvantages, Types of rolling contact bearings; Standard dimensions and designation of ball bearings, basic dynamic load rating and dynamic equivalent load of rolling contact bearings; Life of a bearing, reliability & Selection of radial ball bearings								
Unit IV	DESIGN OF POWER TRANSMISSION ELEMENTS						8 hr	
Introduction to belt drives, Velocity Ratio; Length of open and cross belts; Limiting Ratio of Belt Tensions; Centrifugal Tension, Maximum Tension in the Belt, Initial tension; Transmission of power by belt drives, Condition for Transmission of Maximum Power, causes of gear tooth failure; Transmission of Power by Spur Gears, stresses in gear tooth; Lewis equation and form factor, Design for strength; Dynamic load and wear load, Design Procedure for Spur Gears								

B.Tech. Mechanical Engineering

Unit V	DESIGN OF SCREW, WELDED & RIVETED JOINTS	8 hr
Introduction & Terminology of Screw Joints; Stresses due to screw up forces; Stresses due to external loads, Bolts of Uniform Strength; Design of Bolted joints under eccentric loading; Welded Joints: Strength of weld joints; Eccentrically loaded welded joints; Riveted Joints: Terms used in riveted joints, Types, Strength of riveted joints; Eccentrically loaded riveted joints.		
<u>LEARNING RESOURCES</u>		
TEXTBOOKS:		
1	V B Bhandari, <i>Design of Machine Elements</i> , 4th edition,, McGraw Hill Education (India) Pvt.Ltd., 2016.	
2	Dr.N. C. Pandya, Dr.C. S. Shah, <i>Machine Design</i> , 20th Edition, Charotar Publishing House Pvt. Ltd., 2015.	
REFERENCE BOOKS:		
1	Shigley, J.E. and Mischke, C.R., <i>Mechanical Engineering Design</i> , 10th Edition, McGraw-Hill International, 2015.	
2	R.L.Norton, <i>Mechanical Design – An Integrated Approach</i> , 4th edition, Prentice Hall Pearson., 2011.	
3	K. Mahadevan and K. Balaveera Reddy, <i>Design Data Handbook for Mechanical Engineers in SI and Metric Units</i> , 4th Edition, CBS Publishers & Distributors Pvt Ltd.	
ADDITIONAL REFERENCE MATERIAL		
1	https://archive.nptel.ac.in/courses/112/105/112105125	
2	https://archive.nptel.ac.in/courses/112/106/112106137	
3	https://archive.nptel.ac.in/courses/112/105/112105124	
4	https://www.me.iitb.ac.in/~ramesh/courses/ME423/me423.html	
ONLINE COURSES		
1	https://www.coursera.org/learn/machine-design1	

Bloom's level and-Units catchment articulation matrix

CO	Blooms Level	Unit I	Unit II	Unit III	Unit IV	Unit V
CO1	BL6	x				
CO2	BL6		x			
CO3	BL6			x		
CO4	BL6				x	
CO5	BL6					x

B.Tech. Mechanical Engineering

R24MMECT008	MANUFACTURING TECHNOLOGY					
	Total Contact Hours	42 (L)	L	T	P	C
	Prerequisite	Manufacturing process, Material science	3	0	0	3
Course Objective						
Students will get exposure to cutting tool geometry and its effect on metal cutting dynamics, different varieties of machine tools, their configurations and mechanisms adopted to achieve the required motion and select suitable cutting tool, work handling system and operations for an intended application.						
Course Outcomes						
1	Identify different types of cutting tools and various angles associated with them and the inter conversion between different systems can also be solved (BL3).					
2	Analyze the strategies for tool life improvement and various types of metal cutting machine tools and their applications in different manufacturing scenarios (BL4).					
3	Identify different types of drives and mechanisms to facilitate relative movements in machine tools (BL3).					
4	Design and select suitable accessories for complicated work pieces.(BL6).					
5	Propose a process sheet for a given component to be manufactured (BL6).					
6	Develop the competence to effectively utilize metal cutting concepts, use different machine tools and optimize cutting processes (BL6).					
SYLLABUS						
Unit I	PRINCIPLES OF METAL CUTTING					8 hr
Theory of metal cutting, cutting motions; Chip formation, Piispanen card model; Orthogonal and Oblique cutting; Tool designations, ASA/ORS; Conversion between systems; Types of chips, Chip breakers; Cutting tool materials; Cutting fluids.						
Unit II	METAL CUTTING ANALYSIS AND MACHINE TOOLS					8 hr
Merchant circle analysis; Dynamometry, Wear and tool life; Cutting temperature, Machinability; Lathe Machine tool specification, Operation principles; Operation principles; Milling Machine tool specification, Operation principles; Drilling and Grinding Machine tool specification, Operation principles; Shaper, Slotter and Planar Machine tool specification, Operation principles.						
Unit III	KINEMATIC SCHEME OF MACHINES					8 hr
Speed Drive in Lathe; Feed Drive in Lathe; Speed and Feed Drive in Shaper; Speed and Feed Drive in Planar machine; Speed and Feed Drive in Slotter machine; Speed and Feed Drive in Drilling Machine; Speed and Feed Drive in Milling Machine; Speed and Feed Drive in Grinding Machines.						
Unit IV	CUTTING TOOLS, TOOL AND WORK HOLDING SYSTEMS					8 hr
Single Point Tools, Two-point Tools, Multi-point Tools; Grinding Wheels; Tool Post, Arbors; Collets, Chucks and Accessories; Concept of Jigs and Fixtures, Types of Jigs; Principles of Location, Locating and Clamping Methods; Work Holding Accessories on Turning, Milling, Drilling and Grinding Machines; Work Indexing Systems.						
Unit V	MACHINING OPERATIONS					8 hr
Turning Operations; Drilling Operations; Milling Operations; Gear cutting; Grinding Operations; Broaching Operation; Lapping, honing operations; Burnishing, buffing, tumbling, super finishing operations;						

B.Tech. Mechanical Engineering

LEARNING RESOURCES	
TEXT BOOKS:	
1	Boothroyd, Geoffrey. Fundamentals of metal machining and machine tools. Vol. 28. Crc Press, 1988.
2	Shaw, Milton Clayton, and J. O. Cookson. Metal cutting principles. Vol. 2, no. 3. New York: Oxford university press, 2005.
3	Raghuwanshi, B. S. Course in Workshop Technology. Dhanpat Rai and Company (P) Limited, 2009.
REFERENCE BOOKS:	
1	Juneja, B. L. Fundamentals of metal cutting and machine tools. New Age International, 2003.
2	P. N. Rao. Manufacturing Technology-Metal cutting and Machine Tools. Volume 2, McGraw Hill, 2013.
3	Kibbe, Richard R., John E. Neely, Roland O. Meyer, Warren T. White, Mark Bonkoski, and Paul Bradshaw. Machine tool practices. Wiley, 1982.
ADDITIONAL REFERENCE MATERIAL	
1	https://zlib.pub/book/fundamentals-of-metal-machining-and-machine-tools-2tg7ggcpvlo0
2	https://archive.nptel.ac.in/courses/112/105/112105233/
ONLINE COURSES	
1	https://onlinecourses.nptel.ac.in/noc24_me50/preview
2	https://onlinecourses.nptel.ac.in/noc24_me46/preview
3	https://onlinecourses.nptel.ac.in/noc24_me48/preview

Bloom's level - Units catchment articulation matrix

CO	Blooms Level	Unit I	Unit II	Unit III	Unit IV	Unit V
CO1	BL3	X				
CO2	BL4		X			
CO3	BL3			X		
CO4	BL6				X	
CO5	BL6					X
CO6	BL6	X	X	X	X	X

B.Tech. Mechanical Engineering

R24MMECT009	AUTOMOTIVE TECHNOLOGIES					
	Total Contact Hours	42 (L)	L	T	P	C
	Pre-requisite	Engineering Thermodynamics	3	0	0	3
Course Objective						
This course aims to cover the fundamentals of internal combustion engines, automobile engineering principles including chassis design and braking systems, and emerging technologies in electric and hybrid vehicles, ensuring students gain both theoretical knowledge and practical skills relevant to modern automotive engineering.						
Course Outcomes						
Students are able						
1	Analyze the operating principles, and combustion characteristics of SI and CI engines. (BL4)					
2	Evaluate the performance parameters and efficiency of IC engines. (BL5)					
3	Evaluate steering and suspension systems for efficiency, analyze gear ratio calculations. (BL4)					
4	Assess braking system efficiency and calculate gear ratios for optimal performance. (BL4)					
5	Analyze the different powertrain architectures used in EVs, motors, batteries, and systems to improve performance and efficiency. (BL4)					
SYLLABUS						
Unit I	INTERNAL COMBUSTION ENGINES					8 hr
Basics and Components Engine: Classification, nomenclature; SI and CI engine operation; two-stroke and four-stroke engines; construction, working principle; Theoretical and Actual Indicator Diagrams; Valve and Port Timing Diagram, measurement and testing of power efficiency; Stages of combustion in SI and CI engines; abnormal combustion, combustion chambers.						
Unit II	FUELS, IGNITION, LUBRICATION, AND COOLING SYSTEMS					8 hr
Fuels: Rating engine fuels; carburetor working principle; fuel injection systems - CRDI; MPFI; Ignition Systems: Battery, magneto; electronic ignition systems; Lubrication Systems: For petrol and diesel engines; Cooling Systems: Water-cooled engine, air-cooled engine.						
Unit III	AUTOMOBILE ENGINEERING - CHASSIS, STEERING, AND SUSPENSION					8 hr
Chassis: Types of chassis, drives; various types of frames, constructional details; Performance of Automobiles: Taxable power, power and torque curves; resistances to a moving vehicle; power required to propel a vehicle; Steering System: steering geometry; types of steering gear boxes, power and power-assisted steering; Suspension System: Types of suspension, shock absorbers.						
Unit IV	AUTOMOBILE ENGINEERING - BRAKES, CLUTCH, AND GEAR BOX					8 hr
Braking System: Classification of brakes, constructional details; anti-lock braking systems, basic braking calculations; Clutch and Gear Box: Clutches - types, construction and working principle; Gear Box - types, construction and working; gear ratio calculation based on vehicle gradeability and top speed, gear shifting mechanisms; Hybrid Transmission: CVT, DCT, AMT, and automatic transmission; Propeller shaft, universal joints, Hotchkiss drive, torque tube drive, and radius rods. front-wheel drive; Differential Principles, Rear Axles: Types and construction						

B.Tech. Mechanical Engineering

Unit V	ELECTRIC AND HYBRID VEHICLES	8 hr
Components of EV; types of EV, Typical power ratings of charger; motors used in EVs, power and torque calculations; Basic Electronic Devices, Battery management systems and Safety; Hybrid Electric Vehicles: Classification - micro, mild, full, plug-in EV; Layout and architecture - series, parallel, and series-parallel hybrid; Propulsion systems and components, regenerative braking; EV regulations for design or retrofit.		
LEARNING RESOURCES		
TEXT BOOKS:		
1	Ganesan, V., <i>Internal Combustion Engines</i> , 4th ed., McGraw-Hill Education, 2017.	
2	Giri N K., <i>Automobile Mechanics</i> , Khanna Publishers, 2006.	
3	William H Crouse & Anglin D L., <i>Automotive Mechanics</i> , Tata McGraw Hill Publishing Company., 2006	
4	Denton, T., <i>Electric and Hybrid Vehicles</i> , 2nd ed., Routledge, 2020.	
5	Chandler, M., <i>The Tech Behind Electric Cars</i> , Energy Startups, 2020	
REFERENCE BOOKS:		
1	Robert Bosch, <i>Automotive Handbook</i> , 8 th ed, Bentley (Robert) Inc., US, 2011.	
2	Kirpal Singh, <i>Automobile Engineering</i> , Vol 1 & 2., 14 th ed., The world book depot, 2021.	

Bloom's level - Units catchment articulation matrix

CO	Blooms Level	Unit I	Unit II	Unit III	Unit IV	Unit V
CO1	BL4	X				
CO2	BL5		X			
CO3	BL4			X		
CO4	BL4				X	
CO5	BL4					X

B.Tech. Mechanical Engineering

R24MMECL003	MANUFACTURING LAB					
	Total Contact Hours	42 (P)	L	T	P	C
	Prerequisite	Nil	0	0	3	2
Course Objective						
To identify the most suitable process for a given component based on practical considerations and performance metrics derived from the experiments conducted in the manufacturing domain.						
Course Outcomes						
1	Identify various manufacturing techniques involve to produce a component					
2	Prepare a detailed process chart for an intended product					
3	Develop part programming for components using sinumerik software					
SYLLABUS						
1	Prepare a report on sand testing lab for its suitability (GFN, Shear test, Permeability)					
2	Manufacture a simple component of a given geometry in foundry					
3	Fabricate a weld joint using ARC welding					
4	Fabricate a weld joint using Resistance welding					
5	Sheet metal operation using mechanical Crank press					
6	Machine tool alignment test					
7	Manufacture a product in machine shop using multiple machine tools.					
8	Manufacture a component in plastic processing unit					
9	Develop a part programming of a component using HMC (TOOL PATH CYCLE)					
10	Develop a part programming of a component using HMC (Canned cycle)					
11	Develop a part programming of a component using VMC					
LEARNING RESOURCES						
TEXT BOOKS:						
1	Production technology by R.K Jain and S.C Gupta					
2	A Course in Workshop Technology Vol I. & II, B.S. Raghuwanshi, Dhanpath Rai & Co., 2015 & 2017.					
3	M. P groover,"Automation, Production systems and computer integrated manufacturing" PHI Learning Pvt. Ltd., New Delhi, 2016					
REFERENCE BOOKS:						
1	Elements of Workshop Technology, Vol. I. by S. K. Hajra Choudhury & Others, Media Promoters and Publishers, Mumbai. 2007, 14th edition					
2	Production technology by P N Rao					
3	Chennakesava R Alavala," CAD/CAM: Concepts and Applications" PHI learning Pvt. Ltd., New Delhi, 2016					

B.Tech. Mechanical Engineering

R24MMECL004		FLUID MECHANICS AND HYDRAULIC MACHINES LAB					
		Total Contact Hours	42(P)	L	T	P	C
Pre-requisite		Fluid Mechanics and Hydraulic Machines, Differential Equations and Vector Calculus	0	0	3	2	
Course Objective							
This course aims to help students grasp the principles of fluid mechanics and fluid machines, enabling them to analyse fluid behaviour, apply relevant equations, and understand the design and operation of various fluid machines used in engineering applications.							
Course Outcomes							
After completing this course, the students will be able to							
1	Measure and calibrate flow using Venturimeters, orifice meters, and turbine flow meters.						
2	Analyse friction factors, additional loss coefficients, and head losses in pipelines and pipe fittings.						
3	Conduct experiments and analyze the performance characteristics of pumps and turbines						
LIST OF EXPERIMENTS							
1.	Calibration of Venturimeter: To study the variation of C_d of given Venturi meter for different rates of flow.						
2.	Calibration of Orifice meter: To study the variation of C_d of given orifice meter for different rates of flow.						
3.	Determination of friction factor for a given pipe line. Determine the additional loss coefficient for various pipe fittings.						
4.	Determination of loss of head due to sudden contraction in a pipeline. Determine the friction factor for a given pipe line system and find out the Reynolds number.						
5.	Turbine flow meter. To know the importance of Turbine flow meter calibration.						
6.	Impact of jets on Vanes. Study the variation of coefficient of impact of vane for flat and curved vanes with different rates of flow.						
7.	Performance Test on Pelton Wheel. Study the performance of the Pelton wheel by determining Constant head characteristic curves.						
8.	Performance Test on Francis Turbine. Study the performance of the Francis turbine by determining Constant head characteristic curves.						
9.	Performance Test on Kaplan Turbine. Study the performance of the Kaplan turbine by determining Constant head characteristic curves.						
10.	Performance Test on Single Stage Centrifugal Pump. Study the performance of the centrifugal pump by determining Constant speed characteristic curves.						
11.	Performance Test on Multi Stage Centrifugal Pump. Study the performance of the multi stage centrifugal pump by determining Constant speed characteristic curves.						
12.	Performance Test on Reciprocating Pump. Study the performance of the reciprocating pump by determining Constant speed characteristic curves.						
LEARNING RESOURCES							
TEXTBOOKS:							
1	S. K. Som, G. Biswas, and S. Chakraborty, <i>Introduction to Fluid Mechanics and Fluid Machines</i> , Third edition. Tata McGraw-Hill Education, 2017.						
2	K. Subramanya, <i>Fluid Mechanics and Hydraulic Machines</i> , Second Edition. McGraw-Hill Education (India) Pvt Ltd., 2018.						

B.Tech. Mechanical Engineering

REFERENCE BOOKS:	
1	Yunus A. Cengel, John M. Cimbala, <i>Fluid Mechanics- Fundamentals and Applications</i> , Fourth edition. McGraw-Hill Education, 2019.
2	P. M. Modi, S. M. Seth, <i>Hydraulics and Fluid Mechanics Including Hydraulic Machines</i> , 22 nd edition. Standard Book House, 2018.
ADDITIONAL REFERENCE MATERIAL	
1	Fluid Mechanics and Hydraulic Machines Laboratory Manual(MVGR)
2	https://nitsri.ac.in/Department/Mechanical%20Engineering/PPT_Fluid_Mechanics_(ME_C_303)_NIT_Srinagar.pdf
ONLINE COURSES/VIRTUAL LABS	
1	https://fm-nitk.vlabs.ac.in/
2	https://fmc-nitk.vlabs.ac.in/List%20of%20experiments.html
3	https://archive.nptel.ac.in/courses/112/106/112106311/
4	https://me.iitp.ac.in/Virtual-Fluid-Laboratory/

B.Tech. Mechanical Engineering

**Extended Open Elective Cluster
Business Management Cluster (BMC)
(for CSE/IT/CSIT/AIML/DS/ICB)**

R24MBMCT001	FINANCIAL MANAGEMENT					
	Total Contact Hours	40(L)+Introduction(2)	L	T	P	C
	Pre-requisite	-	3	0	0	3
Course Objective						
This course will help students understand the foundations of managerial economics and demand, investigate market structures, pricing policies, and business forms, basic financial accounting concepts, financial statements and ratio analysis, to understand the time value of Money.						
Course Outcomes						
After completing this course, the students will be able to						
1	Infer demand analysis to optimize strategic decision- making and resource allocation (BL4)					
2	Formulate competitive pricing strategies and analyze business environment (BL6)					
3	Adapt fundamental accounting principles to maintain records and thereby financial transparency (BL6)					
4	Prepare and analyze financial statements to effectively evaluate financial data of a firm. (BL5)					
5	Evaluate different savings, investments, and loan options by estimating the interest rates and time value of money. (BL5)					
SYLLABUS						
Unit I	MANAGERIAL ECONOMICS & DEMAND ANALYSIS					8 hr
Definition and Nature of Managerial Economics; Scope of Managerial Economics; Demand Determinants; Law of Demand and its exceptions; Elasticity of Demand: Types; Demand Forecasting types; Factors governing demand forecasting; Methods of demand forecasting.						
Unit II	MARKET STRUCTURES & PRICING POLICIES					8 hr
Market structures; Types of competition; Features of Perfect and Imperfect Competitions; Pricing Methods; Pricing Strategies; Forms of Business Organizations; Sources of capital; Cost concepts.						
Unit III	FUNDAMENTALS OF FINANCIAL ACCOUNTING					8 hr
Introduction to accounting; Types of accounting; Classification of Accounts, Accounting Cycle; Double-Entry Book Keeping and GAAP; Role of technology in accounting; Evolution and Importance of Green accounting; Journal; Ledger.						
Unit IV	FINANCIAL STATEMENTS PREPARATION AND ANALYSIS					8 hr
Preparation of Trial Balance; Trading Account ; Profit and Loss Account; Balance Sheet (Simple problems) ; Introduction to Ratio Analysis, Liquidity Ratios; Solvency Ratios ; Turnover Ratios; Profitability Ratios.						
Unit V	INTRODUCTION TO PERSONAL FINANCE AND TIME VALUE OF MONEY					8 hr
Six step Financial Planning; Concept of Present Value and Future Value; Real and Nominal Interest rates ;Simple Interest Calculation; Compound Interest Calculation; Applications of TVM in Real Life; Inflation and its Impact on TVM; Introduction to Fintech-Digital Payment Gateways.						

B.Tech. Mechanical Engineering

<u>LEARNING RESOURCES</u>	
TEXTBOOKS:	
1	Varshney, R. L., & Maheswari, K. L. (2003). <i>Managerial economics</i> . Sultan Chand.
2	Narayanaswamy, R. (2022). <i>Financial Accounting—A Managerial Perspective</i> (7th ed.). PHI Learning
3	Dean, J. (2010). <i>Managerial Economics</i> (7th ed.). PHI Learning
REFERENCE BOOKS:	
1	Maheswari, S. N., & Maheswari, S. K. (2018). <i>Financial accounting</i> . Vikas Publications
2	Seth, M. L. (2020). <i>Microeconomics</i> . Lakshmi Narain Agarwal publications
ADDITIONAL REFERENCE MATERIAL	
1	https://web.mei.edu/IDtrack?pdfid=S38x726&FilesData=Managerial+Economics+Lecture+Notes+Mba.pdf
2	https://r13csevignanlara.files.wordpress.com/2015/09/managerial-economics-and-financial-analysis-aryasri.pdf
3	https://www.bput.ac.in/lecture-notes-download.php?file=lecture_note_302311150242400.pdf
ONLINE COURSES	
1	https://www.edx.org/learn/economics/stanford-university-principles-of-economics
2	https://www.coursera.org/learn/principles-of-economics-intro
3	https://www.udemy.com/course/basics-of-accounting-indian/

Bloom's level - Units catchment articulation matrix

CO	Blooms Level	Unit I	Unit II	Unit III	Unit IV	Unit V
CO1	BL4	X				
CO2	BL6	X	X			
CO3	BL6			X		
CO4	BL5			X	X	
CO5	BL5					X

B.Tech. Mechanical Engineering

R24MMECT013	LEADERSHIP AND TEAM MANAGEMENT					
	Total Contact Hours	40 (L) + 2 (Introduction) + 6 (Case Discussion)	L	T	P	C
	Pre-requisite	Nil	3	0	0	3
Course Objective: This course is aimed at helping students: <ul style="list-style-type: none"> <input type="checkbox"/> To understand <i>what leadership is</i> and the <i>various perspectives</i> put forward by the scientific community <input type="checkbox"/> To understand the <i>intrinsic challenges</i> faced by the individual in his/her development of leadership abilities <input type="checkbox"/> To understand the <i>extrinsic challenges</i> faced by the individual in discharging his/her role as a leader 						
Course Outcomes: At the end of the course, the student will be able to:						
1	Assess the current world leadership scenario and critique different approaches taken (BL5)					
2	Evaluate leadership styles and determine applicability to various societal contexts (BL5)					
3	Evaluate ability for self-awareness and perception, mental and emotional ability, courage and morality and followership (BL5)					
4	Evaluate ability to motivate and empower others, communicate better, lead teams, handle diversity, influence others and provide direction (BL5)					
5	Evaluate organisational ecosystem and develop a leadership style to meet current challenges (BL6)					
SYLLABUS						
Unit I	INTRODUCTION					8 hr
Need for leadership, Goal of an Organisation- Forces of Change- New Realities and Learning Organisations- Prime Task of Leadership- Management and Leadership- Great Man Theory and Leadership Evolution- Leader Fatal Flaws- Systemic Leadership						
Unit II	PERSPECTIVES ON LEADERSHIP					8 hr
Trait Theory-Behaviour Approaches: Autocratic v/s Democratic, Ohio State Studies - University of Michigan Studies, Leadership Grid- Individualised Leadership-Contingency Approach: Hersey Blanchard Theory-Fiedler's Contingency Model-Path-Goal Theory- Vroom-Jago Model						
Unit III	PERSONAL SIDE OF LEADERSHIP					8 hr
Personality and Leadership (Values/Attitudes, Social Perception, Cognitive Difference)-Mental Models, Developing Leader's Mind- Emotional Intelligence- Leading with Love Versus Leading With Fear- Moral Leadership- Leading with Courage-Art of Followership- Strategies for Managing Up						
Unit IV	LEADERSHIP AND RELATIONSHIP					8 hr
Leadership and Motivation, Theories of Motivation- Empowering People to Meet Higher Needs-Leadership and Communication, Channels of Communication- Leading Teams- Handling Diversity- Inclusive Leadership-Influential Leadership-Hard and Soft Power, Increasing Power						
Unit V	LEADER AS A SOCIAL ARCHITECT					8 hr
Vision and Strategic Leadership-Themes of Vision, Mission-Strategic Direction- Organisational Culture- Competing Values Approach-Value-Based Leadership-Leading Change: Appreciative Inquiry- Implementing Change						

B.Tech. Mechanical Engineering

LEARNING RESOURCES	
TEXT BOOKS:	
1	Richard L. Daft, “ <i>The Leadership Experience</i> ”, 6 TH Edition, Cengage Learning, 2015.
2	Annabel Beerel, “ <i>Leadership and Change Management</i> ”, Sage Publication, 2009.
REFERENCE BOOKS:	
1	Gary Yukl, “ <i>Leadership in Organizations</i> ”, Eighth edition, Pearson, 2017.
ONLINE COURSES	
1	https://hbsp.harvard.edu
2	https://www.coursera.org/learn/leading-diverse-teams-and-organizations
3	https://www.coursera.org/learn/leadershipskills
4	https://www.coursera.org/specializations/inspired-leadership

Bloom’s level - Units Catchment Articulation Matrix

CO	Blooms Level	Unit I	Unit II	Unit III	Unit IV	Unit V
CO1	BL5	x				
CO2	BL5	x	x			
CO3	BL5			x		
CO4	BL5				x	
CO5	BL6			x	x	x

B.Tech. Mechanical Engineering

PRODUCT LIFECYCLE MANAGEMENT						
R24MMECT020	Total Contact Hours	40 (L) + 2 (Introduction) + 6 (Case Discussion)	L	T	P	C
	Pre-requisite	Nil	3	0	0	3
Course Objective:						
This course is aimed at helping students:						
<ul style="list-style-type: none"> ➤ To understand the philosophy and methodology of product design ➤ To understand the concept of lifecycle and its management ➤ To build an insight into the real world and the challenges related to product data management 						
Course Outcomes:						
At the end of the course, the student will be able to:						
1	Verify the efficacy of a good engineering design (BL 5)					
2	Create a suitable development process for an engineering product (BL 6)					
3	Develop a PLM implementation strategy for a product company (BL 6)					
4	Assess a physical product in terms of product data management requirements (BL 5)					
5	Recommend suitable PLM process requirements for a product (BL 5)					
SYLLABUS						
Unit I	ENGINEERING DESIGN					8 hr
4 C's of Engineering Design; Importance of the Engineering Design Process and Types of Design; Modelling Design Thought; Design as a Problem-solving Methodology; Considerations of a Good Design; The Design Process; Codes/Standards and Review; Societal Considerations in Engineering Design.						
Unit II	PRODUCT DEVELOPMENT					8 hr
The Product Development Process; Factors for Success, Static/Dynamic Products, Variations on the Generic Process; Product and Process Cycles; Organisation for Product Development; Markets and Marketing; Identifying Customer's Needs; Kano Model, Quality Function Deployment; Design Specification and Product Architecture.						
Unit III	PRODUCT LIFECYCLE MANAGEMENT					8 hr
Challenges and Emergence of PLM, Definition of PLM; PLM Model, Characteristics of PLM; Environment Driving PLM; PLM Elements; Developing PLM Strategy; Implementing PLM Strategy; PLM Readiness Assessment; Capability Maturity Model.						
Unit IV	PRODUCT IN PLM					8 hr
Collaborative Product Development: Part 1; Collaborative Product Development: Part 2; Product Structure and Specifications; Bill of Material; Product Range, Instance, Identifier; Product Data and Metadata, Product Data Models; Types of Product Data in PLM; Product Data Issues						
Unit V	PROCESS IN PLM					8 hr
Overall Business Process Architecture, Managing BoM; Engineering Change Process; Workflow; Process Mapping and Modelling; Change Management; Variant and Version Management; Configuration Management; PLM Integration with Other Applications.						

B.Tech. Mechanical Engineering

LEARNING RESOURCES	
TEXT BOOKS:	
1	Dieter, George. E. and Schmidt, Linda. C., “Engineering Design”, 4 th Edition, McGraw-Hill, 2009
2	Grieves, Michael, “Product Lifecycle Management”, McGraw-Hill, 2006
3	Antti Saaksvuori, Anselmi Immonen, “Product Lifecycle Management”, 1 st Edition, Springer-Verlag
4	Sark, John, “Product Lifecycle Management: 21 st Century Paradigm for Product Realisation”, 2 nd Edition, Springer-Verlag, 2011
REFERENCE BOOKS:	
1	https://books.google.co.in/books?id=q9AtdDeuPsC&printsec=frontcover&source=gbs_ge_summary_r&cad=0#v=onepage&q&f=false
2	https://books.google.co.in/books?id=CiHbLm6twJMC&printsec=frontcover&source=gbs_ge_summary_r&cad=0#v=onepage&q&f=false
ONLINE RESOURCES	
1	https://www.slideshare.net/anandsubramaniam/product-life-cycle-management
2	http://productlifecylestages.com/
3	https://nxrev.com/2018/02/windchill-vs-enovia/
4	https://www.cimdata.com/en/education/plm-basics-e-learning-course
5	https://www.cimdata.com/en/education/plm-certificate-program

Bloom's level - Units Catchment Articulation Matrix

CO	Blooms Level	Unit I	Unit II	Unit III	Unit IV	Unit V
CO1	BL5	×				
CO2	BL6		×			
CO3	BL6			×		
CO4	BL5				×	
CO5	BL5					×

B.Tech. Mechanical Engineering

R24MBMCT002	QUALITY MANAGEMENT					
	Total Contact Hours	40 (L) + 2 (Introduction) + 6 (Case Discussion)	L	T	P	C
	Pre-requisite	Nil	3	0	0	3
Course Objective:						
This course is aimed at helping students:						
➤ To understand the philosophy of quality management						
➤ To understand Lean philosophy and its implementation tools/techniques						
➤ To understand the Six Sigma methodology						
Course Outcomes:						
At the end of the course, the student will be able to:						
1	Assess an organisation from a quality management perspective (BL 5)					
2	Assess how lean philosophy can be implemented in a traditional organisation (BL 5)					
3	Evaluate a factory for JIT and TPM practices (BL 5)					
4	Decide upon a Six Sigma project and carry out suitable measurements (BL 5)					
5	Evaluate hypothesis and present control charts to ensure quality (BL 5)					
6	Develop an action plan for quality management (BL 6)					
SYLLABUS						
Unit I	INTRODUCTION TO QUALITY MANAGEMENT					8 hr
Organising for Quality; Planning for Quality; Staffing and Motivating; Pioneers of Quality; Total Quality Management; Customer and Quality; The Juran Trilogy; Benchmarking.						
Unit II	THE LEAN PHILOSOPHY					8 hr
1. The Emergence of Lean; House of Lean, Muda, Mura, Muri; 5S, Value Stream Mapping; Standardised Work; SMED, Jidoka, Poka-yoke; Kaizen; Hoshin Kanri; Lean Culture						
Unit III	JIT AND TPM					8 hr
1. JIT Production System; Flow Production; Kanban; Visual Control, Heijunka; Total Productive Maintenance: Introduction; Overall Equipment Efficiency; Autonomous Maintenance; Fault Analysis						
Unit IV	SIX SIGMA METHODOLOGY: PART 1					8 hr
Six Sigma Methodology; Define Phase: Project Identification, Voice of Customer; Define Phase: Project Management; Define Phase: Management and Planning Tools; Measure Phase: Data Collection; Measure Phase: Graphical Methods; Measure Phase: Measurement System Analysis; Measure Phase: Process and Performance Capability						
Unit V	SIX SIGMA METHODOLOGY: PART 2					8 hr
Analyse Phase: Exploratory Data Analysis, Analyse Phase: Hypothesis Testing Basics, Analyse Phase: Tests for Means, Variances and Proportions, Analyse Phase: Paired Comparison Test, ANOVA, Chi-Square Test; Improve Phase: Design of Experiments; Improve Phase: Root Cause Analysis; Control Phase: Statistical Process Control; Control Phase: Control Charts.						

B.Tech. Mechanical Engineering

LEARNING RESOURCES	
TEXT BOOKS:	
1	Mouch, Peter. D., "Quality Management: Theory and Application", CRC Press, Taylor and Francis Group, 2010
2	Besterfield, Dale. H., Besterfield-Michna, Carol, Besterfield, Glen. H., Besterfield-Sacre, Mary., Urdhwareshe, Hemant., Urdhwareshe, Rashmi., "Total Quality Management", Revised Third Edition, Pearson, 2012
3	Dennis, Pascal., "Lean Production Simplified", Third Edition, CRC Press, Taylor and Francis Group, 2015
4	Hirano, Hiroyuki., "JIT Implementation Manual: A Complete Guide to Just-in-Time Manufacturing", Second Edition, CRC Press, Taylor and Francis Group, 2009
5	Borris, Steven., "Total Productive Maintenance", McGraw-Hill, 2006
6	Munro, Roderick. A., Govindarajan Ramu and Zrymiak, Daniel. J., "The Certified Six Sigma Green Belt Handbook", Second Edition, ASQ Quality Press, 2015

Bloom's level - Units Catchment Articulation Matrix

CO	Blooms Level	Unit I	Unit II	Unit III	Unit IV	Unit V
CO1	BL5	X				
CO2	BL5		X			
CO3	BL5			X		
CO4	BL5				X	
CO5	BL5					X
CO6	BL6		X	X	X	X

B.Tech. Mechanical Engineering

R24MMECL001	COMPUTER AIDED GEOMETRIC DESIGN AND ASSEMBLY LAB					
	Total Contact Hours	42 (P)	L	T	P	C
	Pre-requisite	Computer Aided Engineering Graphics	0	0	3	2
Course Objective						
To equip students with the knowledge and skills to proficiently utilize computer-aided design (CAD) software, specifically focusing on geometric design and assembly, enabling them to create, modify, and analyze complex geometric models and assemblies for applications in various industries.						
Course Outcomes: At the end of this course, the student will be able to						
1	Prepare 2-D drawings of different components					
2	Model 3-D geometries of components used for different engineering applications					
3	Explain the importance of assembly drawings and prepare the assembly drawings.					
4	Convert the assembly drawings into 2-D drawings by using different draughting tools					
List of Exercises						
1	Basic Sketching: Creating 2D sketches, applying constraints and dimensions.					
2	Advanced Sketching: Complex sketch constraints, relations					
3	Basic Modeling Techniques: Extrusions, revolve, Hole and basic solid modeling operations.					
4	Boolean operations (Union, Subtract, Intersect), Creation of Datum coordinate system, axis and planes					
5	Solid Modified Features: Editing and modifying features such as Move, Delete, Replace, Offset etc					
6	Solid Modified Features: Edge Blend, Chamfer, shell, patterns, mirror.					
7	Basic Assembly Constraints: Applying constraints (Touch, Align, Parallel and Perpendicular) for defining relationships.					
8	Basic Assembly Constraints: Applying constraints (Bond, Distance, Concentric) for defining relationships.					
9	Creating and managing sub-assemblies.					
10	Creating detailed engineering drawings, annotations, and part lists.					
Additional Exercises						
1	Surface Modeling: Creating and editing surfaces					
2	Sheet Metal Design: Creating sheet metal parts, Bending, flanging, and forming tools, Flattening and exporting sheet metal parts					
LEARNING RESOURCES						
TEXT BOOKS:						
1	Sham Tickoo, <i>CATIA V5R14 for Designers</i> , Cadcim Technologies, 2005.					
2	Louis Gary Lamit, <i>Creo Parametric 2.0</i> , CL Engineering, 2013.					
3	NX Basic Design with Teamcenter Integration Student Guide October 2011 MT10053_TC_S — NX 8.					
4	Solid Works User's Manual.					

B.Tech. Mechanical Engineering

R24MBMCL001	FINANCIAL ACCOUNTING LAB					
	Total Contact Hours	42(P)	L	T	P	C
	Pre-requisite	Nil	0	0	3	2
Course Objective						
The course on Personal Finance Fundamentals aims to equip students with the skills to analyze, interpret, and manage financial data using Excel, encompassing budgeting, financial statements, investment strategies, capital budgeting, and tax planning.						
Course Outcomes						
1	Create and apply financial goals and budgets using Excel, and analyze financial statements.					
2	Calculate financial ratios and evaluate performance metrics, and construct and interpret financial charts.					
3	Describe stocks and bonds, compare investment types, and develop and assess basic investment strategies.					
4	Calculate NPV, IRR, and Payback Period using Excel, and evaluate and select projects based on financial analysis.					
5	Compute income taxes using Excel, and design and implement financial planning and retirement strategies.					
List of Experiments						
1	Week 1: Personal Finance Fundamentals Financial goal-setting and budgeting using Excel Experiment 1: Creating a Personal Budget in Excel Experiment 2: Building and Analyzing a Balance Sheet					
2	Week 2: Personal Finance Fundamentals Understanding financial statements (balance sheet, income statement) Experiment 1: Constructing and Analyzing an Income Statement Experiment 2: Creating a Cash Flow Statement					
3	Week 3: Financial Analysis using Excel Ratio analysis and financial performance metrics Experiment 1: Calculating Liquidity Ratios Experiment 2: Analyzing Profitability Ratios					
4	Week 4: Financial Analysis using Excel Ratio analysis and financial performance metrics Experiment 1: Assessing Solvency Ratios Experiment 2: Visualizing Financial Ratios					
5	Week 5: Financial Analysis using Excel Charting and graphing financial data using Excel Experiment 1: Creating Bar Charts for Financial Ratios Experiment 2: Constructing Line Graphs for Trend Analysis					
6	Week 6: Financial Analysis using Excel Charting and graphing financial data using Excel Experiment 1: Using Pie Charts to Illustrate Financial Composition Experiment 2: Building a Financial Dashboard					
7	Week 7: Investment Basics Understanding stocks and bonds Experiment 1: Analyzing Stock Performance Experiment 2: Evaluating Bond Prices and Yields Experiment 3: Comparing Stocks and Bonds					

B.Tech. Mechanical Engineering

8	Week 8: Investment Basics Basic investment strategies and risk management Experiment 1: Understanding Risk and Return Experiment 2: Diversification Strategies
9	Week 9: Capital Budgeting Basics Understanding capital budgeting decisions using Excel (NPV, IRR, Payback Period) Experiment 1: Calculating Net Present Value (NPV) Experiment 2: Determining Internal Rate of Return (IRR) Experiment 3: Analyzing Payback Period
10	Week 10: Capital Budgeting Basics Project evaluation and selection using Excel formulas Experiment 1: Evaluating Investment Projects Experiment 2: Decision Criteria and Project Selection
11	Week 11: Taxation and Financial Planning Income tax calculations using Excel (personal and business) Basic financial planning and retirement savings strategies Experiment 1: Personal Income Tax Calculations Experiment 2: Business Income Tax Calculations
12	Week 12: Taxation and Financial Planning Basic financial planning and retirement savings strategies Experiment 1: Personal Financial Planning Experiment 2: Retirement Savings Strategies
<u>LEARNING RESOURCES</u>	
TEXTBOOKS:	
1	Gitman, L. J., Juchau, R., & Flanagan, J. (2015). <i>Principles of managerial finance</i> (7th ed.). Pearson Education Australia.
2	Brigham, E. F., & Houston, J. F. (2016). <i>Fundamentals of financial management</i> (14th ed.). Cengage Learning.
REFERENCE BOOKS:	
1	Ross, S. A., Westerfield, R. W., & Jordan, B. D. (2019). <i>Fundamentals of corporate finance</i> (12th ed.). McGraw-Hill Education.
2	Brealey, R. A., Myers, S. C., Allen, F., & Mohanty, P. (2017). <i>Principles of corporate finance</i> (13th ed.). McGraw-Hill Education.
3	Brigham, E. F., & Ehrhardt, M. C. (2016). <i>Financial management: Theory & practice</i> (15th ed.). Cengage Learning.
ADDITIONAL REFERENCE MATERIAL	
1	https://www.investopedia.com/financial-planning-beginners
2	https://www.financialplanning.org/retirement-tips
3	https://openstax.org/books/intro-financial-markets

B.Tech. Mechanical Engineering

Computer Science Cluster (CSC) (for MEC, ECE, EEE, CIV and CHE)

R24MSCST003	DATA STRUCTURES					
	Total Contact Hours	42 (L)	L	T	P	C
	Pre-requisite	Basic Programming	3	0	0	3
Course Objective						
Students will get exposure to use data structures such as arrays, linked lists, stacks, queues, trees, graphs, hashing and will be able to select and implement the appropriate data structures to solve the given problem.						
Course Outcomes						
1	Will be able to apply various searching and sorting techniques and analyze their time complexities. (BL3)					
2	Will be able to apply Linked Lists and its variants and utilize them for various applications. (BL3)					
3	Will be able to compare arrays and Linked Lists and conclude which storage structure is appropriate for the given problem/data structure. (BL4)					
4	Will be able to develop novel solutions to small scale programming challenges involving data structures such as stacks, queues, trees and graphs.					
5	Will be able to recognize scenarios where hashing is advantageous, and design hash-based solutions for specific problems. (BL6)					
6	Will be able to collaborate in teams to design and implement innovative solutions by choosing and combining the appropriate data structure(s). (BL6)					
SYLLABUS						
Unit I	INTRODUCTION TO LINEAR DATA STRUCTURES					8 hr
Data Structures- Introduction, need for a data structure, Types of Data Structures; Overview of time and space complexity analysis, asymptotic notations; Recursion-Introduction, Types of recursions; Searching-Linear Search algorithm, Binary Search algorithm Sorting techniques- Bubble Sort, Selection Sort; Insertion Sort; Quick Sort; Merge Sort.						
Unit II	LINKED LISTS					8 hr
Introduction to Linked List, Variations/Types of Linked Lists, Applications; Single Linked List Operations: creation, insertion; Deletion, Traversal/Search; Circular Linked Lists-Insertion, Deletion, Traversal/Search. Double Linked Lists and Operations- Creation, Insertion; Deletion, Traversal/Search; Applications of Linked List-Representation of Sparse Matrix using Single Linked List, Representation of Polynomials using Single Linked List; Polynomial Operations (Addition) using Linked List.						
Unit III	STACKS AND QUEUES					8 hr
Introduction to Stack data structures, basic operation, implementation of Stack using array; Stack implementation using Linked Lists, advantages & disadvantages; Applications of Stack: Infix to postfix conversion; postfix expression evaluation, Factorial using Stack. Introduction to Queue data structures, basic operation, implementation of Queue using array; Queue operations implementation using Linked Lists; Circular Queues using Arrays; Double Ended Queues.						
Unit IV	TREES- BINARY TREE, BINARY SEARCH TREE, BALANCED TREE					8 hr
Tree – Introduction, Types of Trees; Binary Tree – Introduction, Properties, Various ways of representing Binary Tree in memory; Recursive Binary tree traversals,						

B.Tech. Mechanical Engineering

Construction of Binary tree given tree traversals (In-order, Pre-order & In-order, Post-order); Tree applications- Heap(Min/Max)
Binary Search tree operations- Creation, Insertion; Deletion, Traversal/Search;
Balanced Binary trees – Introduction, Operations on AVL Trees –Insertion; AVL Tree Deletion, Search.

Unit V **GRAPHS AND HASHING** **8 hr**

Basic concepts, Representation of Graph using Adjacency Matrix and Adjacency List; Graph Traversals (BFS, DFS); minimum spanning tree using Prim's Algorithm; minimum spanning tree using Kruskal's algorithm
Single Source Shortest Distance- Dijkstra's algorithm, transitive closure; Introduction to Hashing, Hash Functions; Collision Resolution Techniques: Open hashing -chaining, Open Addressing- linear probing; quadratic probing, double hashing.

LEARNING RESOURCES

TEXT BOOKS:

- 1 Mark Allen Weiss, *Data Structures and algorithm analysis in C*, Pearson, 2nd Edition.
- 2 Ellis Horowitz, Sartaj Sahni, Susan Anderson-Freed, *Fundamentals of data structures in C*, Silicon Press, 2008.
- 3 Richard F, Gilberg , Forouzan, Cengage, *Data Structures, 2/e*.

REFERENCE BOOKS:

- 1 Algorithms and Data Structures: The Basic Toolbox by Kurt Mehlhorn and Peter Sanders.
- 2 C Data Structures and Algorithms by Alfred V. Aho, Jeffrey D. Ullman, and John E. Hopcroft
- 3 Problem Solving with Algorithms and Data Structures" by Brad Miller and David Ranum
- 4 Introduction to Algorithms by Thomas H. Cormen, Charles E. Leiserson, Ronald L. Rivest, and Clifford Stein.
- 5 Algorithms in C, Parts 1-5 (Bundle): Fundamentals, Data Structures, Sorting, Searching, and Graph Algorithms" by Robert Sedgewick

ADDITIONAL REFERENCE MATERIAL

- 1 <https://www.javatpoint.com/data-structure-tutorial>
- 2 <https://www.programiz.com/dsa>
- 3 <https://www.cs.bham.ac.uk/~jxb/DSA/dsa.pdf>

ONLINE COURSES

- 1 https://onlinecourses.nptel.ac.in/noc24_cs45/preview
- 2 <https://www.coursera.org/learn/data-structures>
- 3 <https://www.coursera.org/specializations/boulder-data-structures-algorithms>

Bloom's level - Units catchment articulation matrix

CO	Blooms Level	Unit I	Unit II	Unit III	Unit IV	Unit V
CO1	BL3	X				
CO2	BL3		X			
CO3	BL4	X	X	X	X	X
CO4	BL6			X	X	X
CO5	BL6					X
CO6	BL6	X	X	X	X	X

B.Tech. Mechanical Engineering

R24MSCST011	OPERATING SYSTEMS						
	Total Contact Hours	42 (L)	L	T	P	C	
	Pre-requisite	-	3	0	0	3	
Course Objective							
Students will gain a comprehensive understanding of operating systems, covering topics such as system architecture, functionalities, structures, processes, file systems, storage management, and advanced concepts like inter-process communication, multithreading, disk scheduling, and RAID, enabling them to grasp the fundamental principles and practical aspects of managing computer systems effectively.							
Course Outcomes							
1	Students will be able to analyze the diverse structures and functionalities of operating systems. (BL4)						
2	Students will be able to design and make use of efficient process management strategies, employing system calls and various threading models to improve overall system responsiveness. (BL6)						
3	Students will be able to analyze the system's performance and effectiveness by comparing different strategies for deadlock resolution and memory management. (BL3)						
4	Students will be able to analyze the performance of virtual memory management techniques, including TLB, different page table structures, and page replacement algorithms. Examine system behavior to identify and understand the causes of thrashing and evaluate the effectiveness of various file management methods and directory structures. (BL5)						
5	Students will be able to analyze the effectiveness of various file system structures and management techniques. Evaluate the efficiency of free space management techniques and disk scheduling algorithms. Examine RAID levels to assess their impact on disk and swap space management. (BL5)						
6	Students will be able to adapt to build basic internals of operating system framework that integrates diverse OS concepts (process management strategies, efficient file system structures, and virtual memory management techniques), choose different approaches for inter-process communication to enhance system responsiveness and collaboration, and discuss various solutions for ensuring improved performance and reliability in storage systems. (BL6)						
SYLLABUS							
Unit I	INTRODUCTION TO OS AND CONCEPTS OF PROCESS AND THREADING						8 hr
What Operating Systems do? Computer System architecture; OS Functionalities: Process Management, Memory Management, Storage Management, Protection and Security; Computing Environment: Traditional Computing, Client Server computing, Peer to Peer computing, web based computing, OS Services; System calls, Types of System calls; Operating System Structure: Simple, Layered, Microkernels, Modules; Introduction to Processes: Process, Process States, Process Control Block. Threads.; Operations On Processes: Process Creation, Process Termination (fork(),exec(),exit() system calls); Inter-Process communication: Shared memory, Message Passing;							
Unit II	PROCESS SCHEDULING AND SYNCHRONIZATION						8 hr
Multithreading Models: Overview, Benefits, Many to One, One to One, Many to Many. Process Scheduling: Scheduling queues, Schedulers, Context switch; Process Scheduling: Basic Concepts, CPU Scheduler, Preemptive Scheduling, Dispatcher, Scheduling Criteria; Scheduling Algorithms (Non-pre-emptive): FCFS, SJF;							

B.Tech. Mechanical Engineering

Scheduling Algorithms II(pre-emptive): Priority Scheduling, Round Robin; Multilevel Queue, Multilevel Queue feedback, Process Synchronization: Introduction to process synchronization. Producer Consumer Problem; Critical Section Problem, Peterson's Solution, Synchronization Hardware; Semaphore, Classical problems of synchronization: Bounded-buffer Problem, Readers Writers Problem; Dining Philosophers Problem, Monitors: Introduction, Usage;		
Unit III	DEADLOCKS AND MEMORY MANAGEMENT	8 hr
Deadlocks: Introduction, System Model, Deadlock Characterization; Methods for Handling Deadlocks Deadlock Prevention; Deadlock Avoidance (Part -1) Safe state, resource allocation graph algorithm; Deadlock Avoidance (Part -2) Banker's algorithm, Deadlock Detection single instance of each resource type; Deadlock Detection several instances of resource type and Recovery from Deadlocks; Memory Management, Address Binding, Logical vs Physical Address space; Swapping, Contiguous Memory; Paging (Basic Method);		
Unit IV	PAGING TECHNIQUES, PAGE REPLACEMENT AND ACCESSING FILES TECHNIQUES	8 hr
Hardware, TLB, Protection, Shared Pages,; Structure of the Page table, hierarchy, hashed,; Inverted page table, Segmentation; Virtual memory management, Demand paging; Page Replacement Algorithms: FIFO, Optimal page replacement; LRU Page replacement, Thrashing: causes of thrashing,; File concept, File Attributes, File operations, File types, File Structure; Access methods: Sequential Access, Direct Access, Directory Structure: Single level directory, Two level directory;		
Unit V	FILE ORGANIZATION AND DISK SCHEDULING TECHNIQUES	8 hr
Tree structured directories, Acyclic graph directories, File System Mounting File Sharing; File Protection: types of access, Access control, File allocation methods: Contiguous allocation,; File allocation methods: Linked allocation, Indexed allocation, Free space management: Bit vector, Linked list, Grouping,; Overview of Mass Storage Structure: Magnetic disks, Magnetic Tapes, Disk Structure; Disk Scheduling: FCFS,SSTF,SCAN,; CSCAN,LOOK,CLOOK; Disk Management, Swap Space Management; Raid Structure: Levels: 0-6, RAID levels 0+1;		
LEARNING RESOURCES		
TEXT BOOKS:		
1	"Operating System Concepts" by Abraham Silberschatz, Peter B. Galvin, and Greg Gagne.	
2	"Modern Operating Systems" by Andrew S. Tanenbaum.	
REFERENCE BOOKS:		
1	"Operating Systems: Internals and Design Principles" by William Stallings.	
ADDITIONAL REFERENCE MATERIAL		
1	"Operating Systems: Three Easy Pieces" by Remzi H. Arpaci-Dusseau and Andrea C. ArpaciDusseau (Free online book available at: http://pages.cs.wisc.edu/~remzi/OSTEP/)	
2	"Linux Kernel Development" by Robert Love.	
3	"File System Forensic Analysis" by Brian Carrier.	

B.Tech. Mechanical Engineering

ONLINE COURSES	
1	<p>Coursera: "Operating Systems and System Programming"</p> <ul style="list-style-type: none"> Offered by Stanford University, this course covers fundamental concepts and principles of operating systems. https://www.coursera.org/specializations/codio-introduction-operating-systems
2	<p>edX: "Introduction to Operating Systems"</p> <ul style="list-style-type: none"> Provided by Georgia Institute of Technology, this course explores the design and implementation of modern operating systems. Link: https://www.udacity.com/course/introduction-to-operating-systems--ud923
3	<p>MIT OpenCourseWare: "Operating System Engineering"</p> <ul style="list-style-type: none"> A free online course from MIT, offering in-depth coverage of operating system design and implementation. <p>Link:</p> <ul style="list-style-type: none"> https://ocw.mit.edu/courses/6-828-operating-system-engineering-fall-2012/

Bloom's level - Units catchment articulation matrix

CO	Blooms Level	Unit I	Unit II	Unit III	Unit IV	Unit V
CO1	BL4	X				
CO2	BL6		X			
CO3	BL3			X		
CO4	BL5				X	
CO5	BL5					X
CO6	BL6	X	X	X	X	X

B.Tech. Mechanical Engineering

R24MSCST007		PYTHON PROGRAMMING					
		Total Contact Hours	42(L)	L	T	P	C
		Pre-requisite	Basic C Programming	3	0	0	3
Course Objective							
To teach students the basic programming constructs of python language to develop desktop and Graphical user applications							
Course Outcomes							
1	Students will be able to apply the basic building blocks of python language to develop solutions.(BL3)						
2	Students will be able to distinguish between various conditional control statements and using functions simplify the problem using functions.(BL4)						
3	Students will be able to illustrate the non-scalar data types with suitable examples.(BL3)						
4	Students will be able to examine file operations and interpret data using pandas library.(BL3)						
5	Students will be able to construct the various widgets to implement Graphical User applications.(BL5)						
6	Students will be able to design and develop End-to-End applications using Python Programming constructs and GUI module (tkinter module).(BL6)						
SYLLABUS							
Unit I	BASICS – DATA TYPES, OPERATORS, BUILT-IN MODULES						8 hr
Data Types, Escape Sequences, Variables and Basic Input/Output; Assignment Statements, Operators; Arithmetic Expressions, Operator precedence, Type Casting, Program Comments and Docstrings; Program Format and Structure, REPL, IDLE, Running a Script from a Terminal Command Prompt; Built-In Functions and Modules; NumPy – Functions on 1D arrays; Functions on 2D arrays; Math Module and Pandas Module (DataFrame Creation); User Defined modules creation and importing a user defined module;							
Unit II	DECISION-MAKING STATEMENTS, LOOPS AND USER-DEFINED FUNCTIONS						8 hr
Conditional Statements; While loop, for loop; range () function, nested loops; While-else, For- else, break, continue, pass, examples; Functions: Syntax and basics of function and usage; Passing Parameters, arguments in a function – Default, keyword, fixed and Variable - length arguments; local and global scope of variable; return statement, recursive function;							
Unit III	STRINGS, LISTS, TUPLES AND DICTIONARIES						8 hr
Strings- A String is a sequence, Strings are immutable, String slice, String methods; Membership and Identity operators, String search; List- Lists are mutable, List operations; Map filter and reduce, deleting elements, Lists and Strings; Tuples- Tuples are immutable, Variable - length argument tuples; Tuple as return values, Comparison of Lists and tuples; Dictionaries – Dictionary Creation, Looping and dictionaries; Dictionary as a collection of counters, Reverse Lookup;							
Unit IV	FILES						8 hr
Introduction to Files, modes, types of files; File handling functions: open(), close(), read(), readline(), readlines(); write(), writeline(), append(); seek(), tell(), flush(); file copy using shutil (), delete a file (os.remove ()); Importing data from CSV to DataFrame (Pandas); Inspecting data in DataFrame (head (), tail ()), Statistical summary (describe ()); Sorting and slicing records and filtering data;							

B.Tech. Mechanical Engineering

Create a DataFrame by passing Dict of Series (Column Selection, Addition, Deletion),Triggers;	
Unit V	TKINTER GUI, EVENT DRIVEN PROGRAMMING, WIDGETS 8 hr
The Behavior of Terminal-Based Programs and GUI-Based Programs, Label, Entry and Button widget; Tkinter Geometry methods (pack(), grid(), place()); Event-Driven Programming, Command Buttons and Responding to Events; CheckButton and Radiobutton widgets; Menu and Menu button widgets; Listbox and Scrollbar widgets; MessageBox and Toplevel widget; File Dialog widget;	
LEARNING RESOURCES	
TEXTBOOKS:	
1	Kenneth A. Lambert. –Fundamentals of Python: First Programs, 2 nd Edition, Publisher: Cengage Learning
2	R. Nageswara Rao, –Core Python Programming.
REFERENCE BOOKS:	
1	Wesley J. Chun. –Core Python Programming - Second Edition, Prentice Hall
2	John V Guttag. –Introduction to Computation and Programming Using Python, Prentice Hall of India
ONLINE COURSES	
1	https://www.tutorialspoint.com/python/
2	https://docs.python.org/3/tutorial/
3	https://www.python-course.eu/python3_course.php

Bloom's level – Units catchment articulation matrix

CO	Blooms Level	Unit I	Unit II	Unit III	Unit IV	Unit V
CO1	BL3	X				
CO2	BL4		X			
CO3	BL3			X		
CO4	BL3				X	
CO5	BL5					X
CO6	BL6	X	X	X	X	X

B.Tech. Mechanical Engineering

R24MSCST010	DATABASE MANAGEMENT SYSTEMS						
	Total Contact Hours	42(L)	L	T	P	C	
	Pre-requisite	-	3	0	0	3	
Course Objective							
Students will get Exposure on basics of designing relational Database without having any redundancy and also gain the knowledge on handling transaction data in concurrent way and recovering from the failures.							
Course Outcomes							
After completing this course, the students will be able to							
1	Students will be able to apply the knowledge of ER Modeling design the database from the client requirements. (BL3)						
2	Students Will be able to analyze the SQL query pattern and classify the query patterns based on the client requirements. (BL4)						
3	Students will be able to Examine the database design and classify the different levels of dependencies using Normal Forms. (BL4)						
4	Students will be able to compare and choose different indexing mechanisms to store data in secondary storage devices as per the requirements. (BL6)						
5	Students will be able to justify the importance of concurrency and recovery Management. (BL6)						
6	Students will be able to design the complete database without redundant storage and able to solve the user queries. (BL6)						
SYLLABUS							
Unit I	INTRODUCTION TO DATABASE MANAGEMENT SYSTEM, ER MODELING						8 hr
Need for DBMS, Advantages of DBMS over File Systems, Database applications; Database Users, Different Data Models; 3 Levels of Abstraction in DBMS (External, Conceptual & Physical Schema) and data independence, Database Management System Structure; Introduction to ER Model, Entity, Entity Set, Attribute – Entity Vs Attribute; Relationship & Relationship Set – Entity Vs Relationship – Binary Relationship, Ternary Relationship; Introduction to Keys (Candidate Key, Primary Key, Super Key, Unique Key, Not Null Key) – Modeling Key Constraints; Modeling Weak Entities – Mapping concept of Weak Entities to Composite, Primary Key Concept, Referential Integrity Constraint (include cascaded operations of Delete & Update); Modeling Participation Constraints – Cardinality, Full participation & Partial, Modeling Class Hierarchies – Mapping concept of class Hierarchies to covering constraints, Modeling Aggregation – Ternary Vs Aggregation							
Unit II	RELATIONAL ALGEBRA & RELATIONAL CALCULUS						8 hr
Introduction to Relational Model (Translating Entity Set & Relationship set into Tables) ; Introducing Basic operations on Relations: Selection and Projection , Cartesian product, examples; Introducing Basic operations on Relations : Joins, Set Operations and examples ; Introducing Basic operations on relations: Division & Renaming and example; Syntax & Semantics of Tuple Relational Calculus (notations used to represent a query using DRC); Syntax & Semantics of Domain Relational Calculus (notations used to represent a query using DRC); TRC, DRC Query representations using AND, OR, NOT OPERATORS; IMPLIES operator Comparison between TRC and DRC							
Unit III	SQL (STRUCTURED QUERY LANGUAGE)						8 hr
Basic Structure of SQL queries(Basic format of select query, DDL,DML commands) ; Integrity and Referential constraints (Includes syntax for all key constraints, Translating Constraints associated with ER into Tables); Additional Basic Operations(Arithmetic,							

B.Tech. Mechanical Engineering

logical, relational, pattern matching); Functions(String, Date, Numeric); Aggregate Functions, Clauses and Set Operations; Join Expressions; Nested Queries, Correlated Queries; Introduction to Views, Destroying/Altering/Updating of views, Handling Null values		
Unit IV	NORMALIZATION	8 hr
Problems caused by redundancy, FD (definition), Armstrong 's axioms; FD identification from relations, Equivalence of two FD sets; Dependency preserving Decomposition, examples; Lossless join, verification, examples; First normal form, partial dependency, Second normal Form; Transitive dependency, third normal form, Motivation for BCNF; BCNF, Multivalued dependency, Fourth normal form.; Triggers		
Unit V	INDEXING, TRANSACTION MANAGEMENT, CONCURRENCY CONTROL & RECOVERY MANAGEMENT	8 hr
Types of indexes (Clustered index, un clustered index primary index, secondary index), Tree based index versus and Hash based index; ISAM, B+ Tree construction (Insertion and Deletion of nodes); Transaction concept, Transaction states, ACID properties of transaction; Transactions and Schedules, Concurrent executions of transactions (anomalies); Serializability, Testing for serializability, 2PL; Strict 2PL, Deadlocks, timestamp based protocols; Recoverability, Introduction to Log based recovery, check pointing and shadow paging; ARIES algorithm		
LEARNING RESOURCES		
TEXTBOOKS:		
1	Data base System Concepts, Silberschatz, Korth, McGraw hill, Sixth Edition. McGrawHill.	
2	Data base Management Systems, Raghurama Krishnan, Johannes Gehrke	
REFERENCE BOOKS:		
1	Fundamentals of Database Systems, Elmasri Navathe Pearson Education.	
2	An Introduction to Database systems, C.J. Date, A.Kannan, S.Swami Nadhan, Pearson, Eight Edition for UNIT III.	
ADDITIONAL REFERENCE MATERIAL		
1	https://docs.oracle.com/cd/B19306_01/server.102/b14200/toc.htm	
2	https://dev.mysql.com/doc/refman/8.0/en/select.html	

Bloom's level – Units catchment articulation matrix

CO	Blooms Level	Unit I	Unit II	Unit III	Unit IV	Unit V
CO1	BL3	X				
CO2	BL4		X	X		
CO3	BL4				X	
CO4	BL6					X
CO5	BL6					X
CO6	BL6	X	X	X	X	

B.Tech. Mechanical Engineering

R24MSCSL003		DATA STRUCTURES LAB					
		Total Contact Hours	42 (P)	L	T	P	C
		Pre-requisite	Basic Programming	0	0	3	2
Course Objective							
To get hands-on exposure to linear and non-linear data structures and to identify and apply the suitable data structures for the given real-world problem.							
Course Outcomes							
1	Student will be able to implement recursive algorithms and will be able to understand the role of linear data structures in organizing and accessing data efficiently using searching and sorting techniques.						
2	Student will be able to implement, and apply linked lists for dynamic data storage, demonstrating understanding of memory allocation.						
3	Student will be able to develop programs using stacks to handle recursive algorithms, manage program states, and solve related problems.						
4	Student will be able to apply queue-based algorithms for efficient task scheduling and breadth-first traversal in graphs and distinguish between linear queues and circular queues, and apply them appropriately.						
5	Student will be able to devise novel solutions to small scale programming challenges involving data structures such as stacks, queues, trees, graphs.						
6	Student will be able to recognize scenarios where hashing is advantageous, and design hash-based solutions for specific problems.						
LIST OF EXPERIMENTS							
1	WEEK 1(SEARCH TECHNIQUES) <ul style="list-style-type: none"> Write a C Program to search an element in the given list using Linear Search Technique. (using recursive and non-recursive functions) Write a C Program to search an element in the given sorted list using Binary Search Technique. (using recursive and non-recursive functions) 						
2	WEEK 2(SORTING TECHNIQUES) <ul style="list-style-type: none"> Write a C Program using recursive function to sort a given list of integers in ascending order using Bubble Sort Technique. Write a C Program using recursive function to sort a given list of integers in ascending order using Quick Sort Technique. Write a C Program using recursive function to sort a given list of integers in ascending order using Merge Sort Technique. 						
3	WEEK 3(LINKED LIST) <ul style="list-style-type: none"> Write a C Program to create a Single linked list and perform basic operations on Single Linked List. 						
4	WEEK 4 (OTHER VARIANTS OF LINKED LIST) <ul style="list-style-type: none"> Write a C Program to create a Circular linked list and perform basic operations. Write a C Program to create a Double linked list and perform basic operations. 						
5	WEEK 5 (STACKS & APPLICATIONS) <ul style="list-style-type: none"> Write a C Program to implement Stack operations using arrays. Write a C Program to implement Stack operations using linked list. Write a C Program to implement Infix to postfix conversion using stacks. Write a C Program to evaluate the Postfix Expression using stacks. 						
6	WEEK 6 (QUEUES) <ul style="list-style-type: none"> Write a C Program to implement Queue operations using arrays. Write a C Program to implement Queue operations using linked list 						

B.Tech. Mechanical Engineering

	<ul style="list-style-type: none">Write a C Program to implement Circular Queue operations.
7	WEEK 7 (BINARY TREE) <ul style="list-style-type: none">Write a C Program to implement Binary Tree Creation.Write a C Program to implement Recursive Binary Tree Traversals.
8	WEEK 8 (BINARY SEARCH TREE(BST)) <ul style="list-style-type: none">Write a C Program to implement Binary Search Tree creation.Write a C program to implement Insertion, Deletion, Search operations on Binary Search Tree.
9	WEEK 9 (GRAPHS & TRAVERSAL TECHNIQUES) <ul style="list-style-type: none">Write a C Program to create a Graph (using Adjacency Matrix or Adjacency List).Write a C Program to implement Graph Traversals -Breadth First Search and Depth First Search.
10	WEEK 10 (GRAPH APPLICATIONS) <ul style="list-style-type: none">Write a C Program to implement Prim's & Kruskal's Algorithm for finding Minimum Cost Spanning Tree.Write a C Program to implement Single Source Shortest Path -Dijkstra's Algorithm.
11	WEEK 11 (HEAPS) <ul style="list-style-type: none">Write a C Program to implement Binary Heap (Min Heap or Max Heap).
12	WEEK 12 (HASHING) <ul style="list-style-type: none">Write a C Program to implement Collision Resolution Techniques using Linear probing (Open Addressing) Technique using Division method as hash function.
LEARNING RESOURCES	
TEXT BOOKS:	
1	Mark Allen Weiss, <i>Data Structures and algorithm analysis in C</i> , Pearson, 2nd Edition.
2	Ellis Horowitz, Sartaj Sahni, Susan Anderson-Freed, <i>Fundamentals of data structures in C</i> , Silicon Press, 2008.
3	Richard F, Gilberg , Forouzan, Cengage, <i>Data Structures</i> , 2/e.
REFERENCE BOOKS:	
1	Algorithms and Data Structures: The Basic Toolbox by Kurt Mehlhorn and Peter Sanders.
2	C Data Structures and Algorithms by Alfred V. Aho, Jeffrey D. Ullman, and John E. Hopcroft
3	Problem Solving with Algorithms and Data Structures" by Brad Miller and David Ranum
4	Introduction to Algorithms by Thomas H. Cormen, Charles E. Leiserson, Ronald L. Rivest, and Clifford Stein.
5	Algorithms in C, Parts 1-5 (Bundle): Fundamentals, Data Structures, Sorting, Searching, and Graph Algorithms" by Robert Sedgewick
ADDITIONAL REFERENCE MATERIAL	
1	https://www.javatpoint.com/data-structure-tutorial
2	https://www.programiz.com/dsa
3	https://www.cs.bham.ac.uk/~jxb/DSA/dsa.pdf
ONLINE COURSES	
1	https://onlinecourses.nptel.ac.in/noc24_cs45/preview
2	https://www.coursera.org/learn/data-structures
3	https://www.coursera.org/specializations/boulder-data-structures-algorithms

B.Tech. Mechanical Engineering

R24MSCSL005		PYTHON PROGRAMMING LAB					
		Total Contact Hours	42(L)	L	T	P	C
		Pre-requisite	-	0	0	3	2
Course Objective							
Students will learn about basic programming constructs which are used to develop both desktop and web applications using python programming.							
Course Outcomes							
1	Students will be able to apply the basic building blocks of python language like variables, operators and modules.						
2	Students will be able to apply conditional control statements and functions.						
3	Students will be able to apply various file operations and analyze the data using pandas library.						
4	Students will be able to choose the various widgets to design and develop Graphical User Interface (GUI) applications.						
List of Experiments							
1	Week – 1: <ol style="list-style-type: none"> Write a python script to illustrate data types (int, char, float, string). Write a python program to perform the following expressions using operator precedence <ol style="list-style-type: none"> $5+3*2$ $2*3**2$ $2**3**2$ $(2**3)**2$ Write a python program to illustrate type conversion functions Write a python program to illustrate pi, sqrt, cos, sin functions of math module 						
2	Week – 2: <ol style="list-style-type: none"> Write a program to calculate simple interest Write a python program to calculate compound interest Write a python program to print ASCII value of a character Write a python program to find the area of a circle Write a program whether the given number is prime or not. Write a python program to find the area of a triangle Write a program to perform string concatenation 						
3	Week – 3: Illustrate Numpy operations. <ol style="list-style-type: none"> Program to read, process and display data Program to access data using various numpy functions on 1D arrays. Illustrate other built-In functions of Numpy on 2D arrays. 						
4	Week – 4: <ol style="list-style-type: none"> Write a python program to display minimum and maximum among three numbers. Write a python program to count the number of even and odd numbers from a series of numbers. Write a python program to display Fibonacci series using iteration and recursion. Write a python program to find the factorial of a number with and without recursion. 						

B.Tech. Mechanical Engineering

5	Week – 5: <ol style="list-style-type: none">1. Write a python program to find sum of elements in a list recursively2. Write a python program to determine number of times a given letter occurs in a string using recursion3. Write a python program to find if a number is prime or not a prime using recursion4. Write a python program to find the product of two numbers using recursion.5. Write a python program find the power of a number using recursion.
6	Week – 6: <ol style="list-style-type: none">1. Write a python program to find the largest and smallest number in a list.2. Write a python program to merge two lists and sort it.3. Write a python program to remove the duplicate items from a list.4. Write a python program to check if a string is a palindrome or not.5. Write a program to replace all the occurrences of a with x in a string.
7	Week – 7: <ol style="list-style-type: none">1. Write a program to create a list of tuples with the first element as the number and the second element as the square of the number.2. Write a python program that takes the list of tuples and sorts the list of tuples in increasing order by the last element in each tuple.3. Write a python program to add a key value pair to a dictionary and update the dictionary based on the key.
8	Week – 8: <ol style="list-style-type: none">1. Illustrate in operator and write a python program to count number of lowercase characters in a string.2. Illustrate the following functions of list<ol style="list-style-type: none">1) len2) extend3) sort4) append5) insert6) remove3. Program to pass list as an argument to function illustrate with example4. Illustrate the following methods of dictionary with examples5. <ol style="list-style-type: none">1) keys()2) values()3) items()4) pop()5) delete()6. Write a Program to do a reverse dictionary lookup in python.
9	Week – 9: <ol style="list-style-type: none">1. Write a program to generate 20 random numbers in the range of 1 to 100 and write to a file2. Program to Illustrate seek(), tell() and flush() methods with different arguments.3. Program to Illustrate read, readline and readlines methods.
10	Week – 10: <ol style="list-style-type: none">1. Program to illustrate how to import data from CSV to DataFrame using Pandas.2. Program to illustrate how to Inspect data in DataFrame using head(), tail () and describe() functions.3. Program to perform sorting and slicing operations.
11	Week – 11: <ol style="list-style-type: none">1. Program to design an application to display -Hello World.2. Program to design an application using Label, Entry and Button widgets.3. Program to design an application using Tkinter Geometry methods pack(), grid(), place() methods.4. Program to design an application using CheckButton and Radiobutton widgets.
12	Week – 12: <ol style="list-style-type: none">1. Program to design an application using Menu and Menubutton widgets.2. Program to design an application using Listbox and Scrollbar widgets.3. Program to design an application using MessageBox and File Dialog widget

B.Tech. Mechanical Engineering

Demonstration experiments	
1	Demonstration of Python IDLE to implement solutions.
2	Demonstration on Colab notebook to read, access and display data from google drive.
3	Demonstration on jupyter notebook to link and access data.
LEARNING RESOURCES	
TEXTBOOKS:	
1	Kenneth A. Lambert. -Fundamentals of Python: First Programs, 2 nd Edition, Publisher: Cengage Learning
2	R. Nageswara Rao, -Core Python Programming.
REFERENCE BOOKS:	
1	Wesley J. Chun. -Core Python Programming - Second Edition, Prentice Hall
2	John V Guttag. -Introduction to Computation and Programming Using Python, Prentice Hall of India.
3	Python Practice Book Release 2014, Anand Chitipothu.
ADDITIONAL REFERENCE MATERIAL	
1	https://www.tutorialspoint.com/python/
2	https://docs.python.org/3/tutorial/
3	https://www.python-course.eu/python3_course.php
4	https://www.w3schools.com/python/pandas/default.asp
5	https://www.geeksforgeeks.org/python-programming-language/
6	https://www.programiz.com/python-programming
